1/18/17

RHODE ISLAND COLLEGE

PURCHASING DEPARTMENT
600 Mt. Pleasant Avenue, Building #5
Providence, Rhode Island 02908
Phone: 401-456-8047 Fax: 401-456-8528

INVITATION TO BID

SOLICITATION NUMBER: **43894**
SOLICITATION TITLE: **KITCHEN & BATHROOM CABINETS – PRESIDENT'S HOUSE – RIC**

BID PROPOSAL SUBMISSION DEADLINE: **February 3, 2017 at 11:00 AM**

SURETY REQUIRED: NO **BOND REQUIRED: NO**

Note to Bidders: Questions concerning this solicitation may be emailed to jcimorelli@ric.edu no later than 1/27/17 @ 2:00 PM (EST). Please reference the Bid # on all correspondence. Questions received if any, will be posted on the internet as an addendum to this solicitation. It is the responsibility of all interested parties to download the information.

FEIN: _____
VENDOR NAME: _____
ADDRESS: _____
TELEPHONE: _____
FAX: _____
CONTACT PERSON: _____
EMAIL: _____
TITLE: _____

NOTICE TO VENDORS:

Each bid proposal for a *public works project* must include a "public copy" to be available for public inspection upon the opening of bids. **Bid proposals that do not include a copy for public inspection will be deemed nonresponsive.** For further information on how to comply with this statutory requirement, see R.I. Gen. Laws §§ 37-2-18(b) and (j). Also see Procurement Regulations 5.11, and in addition, for highway and bridge projects, also see Procurement Regulations 5.13, accessible at www.purchasing.ri.gov .

SECTION 2 —DISCLOSURES

Bidders must respond to every statement. Bid proposals submitted without a complete response may be deemed nonresponsive.

Indicate "Y" (Yes) or "N" (No) for Disclosures 1-4, and if "Yes," provide details below

____ 1. State whether the Bidder, or any officer, director, manager, stockholder, member, partner, or other owner or principal of the Bidder or any parent, subsidiary, or affiliate has been subject to suspension or debarment by any federal, state, or municipal governmental authority, or the subject of criminal prosecution, or convicted of a criminal offense within the previous 5 years. If "Yes," provide details below.

____ 2. State whether the Bidder, or any officer, director, manager, stockholder, member, partner, or other owner or principal of the Bidder or any parent, subsidiary, or affiliate has had any contracts with a federal, state, or municipal governmental authority terminated for any reason within the previous 5 years. If "Yes," provide details below.

____ 3. State whether the Bidder, or any officer, director, manager, stockholder, member, partner, or other owner or principal of the Bidder or any parent, subsidiary, or affiliate has been fined more than $5000 for violation(s) of any Rhode Island environmental law(s) by the Rhode Island Department of Environmental Management within the previous 5 years. If "Yes," provide details below.
____ 4. State whether any officer, director, manager, stockholder, member, partner, or other owner or principal of the Bidder is serving or has served within the past two calendar years as either an appointed or elected official of any state governmental authority or quasi-public corporation, including without limitation, any entity created as a legislative body or public or state agency by the general assembly or constitution of this state.
Disclosure details (continue on additional sheet if necessary):

SECTION 3 – OWNERSHIP DISCLOSURE

Bidders must provide all relevant information. Bid proposals submitted without a complete response may be deemed nonresponsive.

If the Bidder is publicly held, the Bidder may provide owner information about only those stockholders, members, partners, or other owners that hold at least 10% of the record or beneficial equity interests of the Bidder; otherwise, complete ownership disclosure is required.

List each officer, director, manager, stockholder, member, partner, or other owner or principle of the Bidder, and each intermediate parent company and the ultimate parent company of the Bidder. For each individual, provide his or her name, business address, principal occupation, position with the Bidder, and the percentage of ownership, if any, he or she holds in the Bidder, and each intermediate parent company and the ultimate parent company of the bidder.

SECTION 4 –CERTIFICATIONS

Bidders must respond to every statement. Bid proposals submitted without a complete response may be deemed nonresponsive.

Indicate Yes (Y) or No (N) and if No, provide details below:

THE BIDDER CERTIFIES THAT:

____ 1. The Bidder will immediately disclose, in writing, to the State Purchasing Agent any potential conflict of interest which may occur during the term of any contract awarded pursuant to the solicitation.

____ 2. The Bidder possesses all licenses and anyone who will perform any work will possess all licenses required by applicable federal, state, and local law necessary to perform the requirements any contract awarded pursuant to this solicitations and will maintain all required licenses during the term of any contract awarded pursuant to this solicitation. In the event that any required license shall lapse or be restricted or suspended, the Bidder shall immediately notify the State Purchasing Agent in writing.

____ 3. The Bidder will maintain all required licenses during the term of any contract pursuant to this solicitation. In the event that any required insurance shall lapse or be canceled, the Bidder will immediately notify the State Purchasing Agent in writing.

____ 4. The Bidder understands that falsification of any information in this bid proposal or failure to notify the State Purchasing Agent of any changes in any disclosures or certifications in the Bidder Certification may be grounds for suspension, debarment, and/or prosecution for fraud.

____ 5. The Bidder has not paid and will not pay any bonus, commission, fee, gratuity, or other remuneration to any employee or Official of the State of Rhode Island or any subdivision of the State of Rhode Island or other governmental authority for the purpose of obtaining an award of a contract pursuant to this solicitation. The Bidder further certifies that no bonus, commission, fee, gratuity, or other remuneration has been or will be received from any third party or paid to any third party

contingent on the award of a contract pursuant to this solicitation.

____ 6. This bid proposal is not a collusive bid proposal. Neither the Bidder, nor any of its owners, stockholders, members, partners, principles, directors, mangers, officers, employees, or agents has in any way colluded, conspired, or agreed, directly or indirectly, with any other bidder or person to submit a collusive bid proposal in response to the solicitation or to refrain from submitting a bid proposal in response to the solicitation, or has in any manner, directly or indirectly, sought by agreement or collusion or other communication with any other bidder or person to fix the price or prices in the bid proposal or the bid proposal of any other bidder, or to fix any overhead, profit, or cost component of the bid price in the bid proposal or the bid proposal of any other bidder, or to secure through any collusion conspiracy, or unlawful agreement any advantage against the State of Rhode Island or any person with an interest in the contract awarded pursuant to this solicitation. The bid price in the bid proposal is fair and proper and is not tainted by any collusion, conspiracy, or unlawful agreement on the part of the bidder, its owners, stockholders, members, partners, principals, directors, managers, officers, employees, or agents.

____ 7. The Bidder: (i) is not identified on the General Treasurer's list created pursuant to R.I. Gen. Laws 37-2.5-3 as a person or entity engaging in investment activities in Iran described in 37-2.5-2(b); and (ii) is not engaging in any such investment activities in Iran.

____ 8. The Bidder will comply with all of the laws that are incorporated into and/or applicable to any contract with the State of Rhode Island.

Certification details (continue on additional sheet if necessary):

_____
_____
_____
_____
_____

Submission by the Bidder of a bid proposal pursuant to this solicitation constitutes an offer to contract with the State of Rhode Island through the Division of Purchases on the terms and conditions contained in this solicitation and the bid proposal. The Bidder certifies that: (1) the Bidder has reviews this solicitation and agrees to comply with its terms and conditions; (2) the bid proposal is based on this solicitation; and (3) the information submitted in the bid proposal (including this Bidder Certification Form) is accurate and complete. The Bidder acknowledges that the terms and conditions of this solicitation and the bid proposal will be incorporated into any contract awarded to the Bidder pursuant to this solicitation and the bid proposal. The person signing below represents, under penalty of perjury, that he or she is fully informed regarding the preparation and contents of this bid proposal and has been duly authorized to execute and submit this bid proposal on behalf of the Bidder.

BIDDER

Date: _____

_____
Name of Bidder

_____
Signature in ink

_____
Printed name and title of person signing on behalf of Bidder

RETURN OF BID INVITATION - Bids must be mailed/delivered to RHODE ISLAND COLLEGE PURCHASING DEPARTMENT, BUILDING #5 in a sealed envelope furnished, by the time and date specified for the opening of responses. Bids misdirected to other locations or which are not present at the time of opening for whatever cause will be considered to be late, and will be returned unopened. For the purposes of this requirement the official time and date shall be that of the date/time stamp in the reception area.

orm W-9 (Rev. 3/7/11)

State of Rhode Island
PAYER'S REQUEST FOR TAXPAYER
IDENTIFICATION NUMBER AND CERTIFICATION

THE IRS REQUIRES THAT YOU FURNISH YOUR TAXPAYER IDENTIFICATION NUMBER TO US. FAILURE TO PROVIDE THIS INFORMATION CAN RESULT IN A $50 PENALTY BY THE IRS. IF YOU ARE AN INDIVIDUAL, PLEASE PROVIDE US WITH YOUR SOCIAL SECURITY NUMBER (SSN) IN THE SPACE INDICATED BELOW. IF YOU ARE A COMPANY OR A CORPORATION, PLEASE PROVIDE US WITH YOUR EMPLOYER IDENTIFICATION NUMBER (EIN) WHERE INDICATED.

Taxpayer Identification Number (T.I.N.)

Enter your taxpayer identification number in the appropriate box. For most individuals, this is your social security number.

Social Security No. (SSN) | | | |

Employer ID No. (EIN) | | |

NAME _____

ADDRESS _____

(REMITTANCE ADDRESS, IF DIFFERENT) _____

CITY, STATE AND ZIP CODE _____

CERTIFICATION: Under penalties of perjury, I certify that:

(1) The number shown on this form is my correct Taxpayer Identification Number (or I am waiting for a number to be issued to me), **and**
(2) I am not subject to backup withholding because either: (A) I have not been notified by the Internal Revenue Service (IRS) that I am subject to backup withholding as a result of a failure to report all interest or dividends, or (B) the IRS has notified me that I am no longer subject to backup withholding.

Certification Instructions -- You must cross out item (2) above if you have been notified by the IRS that you are subject to backup withholding because of under-reporting interest or dividends on your tax return. However, if after being notified by IRS that you were subject to backup withholding you received another notification from IRS that you are no longer subject to backup withholding, do not cross out item (2).

PLEASE SIGN HERE

SIGNATURE _____ TITLE _____ DATE _____ TEL NO. _____

BUSINESS DESIGNATION:

Please Check One: Individual ☐ Medical Services Corporation ☐ Government/Nonprofit Corporation ☐
Partnership ☐ Corporation ☐ Trust/Estate ☐ Legal Services Corporation ☐

NAME: Be sure to enter your full and correct name as listed in the IRS file for you or your business.

ADDRESS, CITY, STATE AND ZIP CODE: Enter your primary business address and remittance address if different from your primary address). If you operate a business at more than one location, adhere to the following:

1) Same T.I.N. with more than one location -- attach a list of location addresses with remittance address for each location and indicate to which location the year-end tax information return should be mailed.
2) Different T.I.N. for each different location -- submit a completed W-9 form for each T.I.N. and location. (One year-end tax information return will be reported for each T.I.N. and remittance address.)

CERTIFICATION -- Sign the certification, enter your title, date, and your telephone number (including area code and extension).

BUSINESS TYPE CHECK-OFF -- Check the appropriate box for the type of business ownership.

Mail to: Rhode Island College, Purchasing Department, Building #5
600 Mt. Pleasant Avenue, Providence, RI 02908

Solicitation #: 43894
Solicitation Title: Kitchen and Bathroom Cabinet's – President's House – Rhode Island College

BID FORM

To: Rhode Island College
Purchasing Office, Building 5 – East Campus
600 Mt. Pleasant Avenue, Providence, RI 02908

Bidder: _____
Legal name of entity

_____
Address (street/city/state/zip)

_____
Contact name Contact email

_____
Contact telephone Contact fax

1. BASE BID PRICE

The Bidder submits this bid proposal to perform all of the work (including labor and materials) described in the solicitation for this Base Bid Price (*including the costs for all Allowances, Bonds, and Addenda)*:

$_____
(base bid price *in figures* printed electronically, typed, or handwritten legibly in ink)

_____
(base bid price *in words* printed electronically, typed, or handwritten legibly in ink)

- **Allowances**

The Base Bid Price includes the costs for the following Allowances:

1. Allowance 1**: $500.00 - Allowance for back-mounted decorative pulls with backing plates as selected by Architect and Owner from manufacturer's full range.**

- **Bonds**

The Base Bid Price ***includes*** the costs for all Bid and Payment and Performance Bonds required by the solicitation.

- **Addenda**

The Bidder has examined the entire solicitation (including the following Addenda), and the Base Bid Price ***includes*** the costs of any modifications required by the Addenda.

All Addenda must be acknowledged.

Addendum No. 1 dated: _____

Addendum No. 2 dated: _____

Addendum No. 3 dated: _____

2. ALTERNATES (*Additions/Subtractions* to Base Bid Price)

The Bidder offers to: (i) perform the work described in these Alternates as selected by the State in the order of priority specified below, based on the availability of funds and the best interest of the State; and (ii) increase or reduce the Base Bid Price by the amount set forth below for each Alternate selected.

1. **Alternate 1:** Master Bathroom and Dressing Room Residential Casework per project Documents, including toe kicks and end panels.

   Add: ____ Subtract: ____

   $ _____
   (base bid price *in figures* printed electronically, typed, or handwritten legibly in ink)

   _____
   (base bid price *in words* printed electronically, typed, or handwritten legibly in ink)

Solicitation #: 43894
Solicitation Title: Kitchen and Bathroom Cabinet's – President's House – Rhode Island College

3. UNIT PRICES

The Bidder submits these predetermined Unit Prices as the basis for any change orders approved in advance by the State. These Unit Prices include ***all*** costs, including labor, materials, services, regulatory compliance, overhead, and profit.

1. None

4. CONTRACT TIME

The Bidder offers to perform the work in accordance with the timeline specified below:

Storage and Delivery of the cabinetry shall be included in the pricing. Anticipated Delivery March 10, 2017. Installation by others.

Schedule Notes: Schedule dimensions are approximate and intended to convey intent, actual casework may differ. All casework dimensions shall be coordinated with field conditions to be verified. Height shall be as required to achieve 34" and 36" finished countertop heights as indicated on plan.

5. LIQUIDATED DAMAGES

The successful bidder awarded a contract pursuant to this solicitation shall be liable for and pay the State, as liquidated damages and not as a penalty, the following amount for each calendar day of delay beyond the date for substantial completion, as determined in the sole discretion of the State:

_ _ _ _ _ _ _

This bid proposal is irrevocable for 60 days from the bid proposal submission deadline.

If the Bidder is determined to be the successful bidder pursuant to this solicitation, the Bidder will promptly: (i) comply with each of the requirements of the Tentative

Solicitation #: 43894
Solicitation Title: Kitchen and Bathroom Cabinet's – President's House – Rhode Island College

Letter of Award; and (ii) commence and diligently pursue the work upon issuance and receipt of the purchase order from the State and authorization from the user agency.

The person signing below certifies that he or she has been duly authorized to execute and submit this bid proposal on behalf of the Bidder.

BIDDER

Date:_____

_____
Name of Bidder

_____
Signature in ink

_____
Printed name and title of person signing on behalf of Bidder

#_____
Bidder's Contractor Registration Number

Date: January 11, 2017

RHODE ISLAND COLLEGE: KITCHEN AND BATH CABINETRY FOR THE PRESIDENT'S HOUSE

TABLE OF CONTENTS

PART 1- GENERAL CONDITIONS

PART 2- RESIDENTIAL CASEWORK SPECIFICATION Section 12 35 00

PART 3- BID FORM

PART 4- RENOVATIONS TO RHODE ISLAND COLLEGE PRESIDENT'S HOUSE, RESIDENTIAL CASEWORK PLANS

Cover Sheet G0.00

Millwork Plan, Rcp & Elevations, First Floor Kitchen A11.10

SUMMARY OF WORK

Supply and Deliver Residential Kitchen and Bath Cabinets per the Project Documents, including Drawing A.11-10 and Specification SECTION 12 35 30 - RESIDENTIAL CASEWORK. Installation by others.

GENERAL CONDITIONS

The following General Conditions shall apply and govern all equipment suppliers and contracts and their sub-contractors in matters of furnishing and installing equipment for this project:

Residential Casework Contractor shall conform to all applicable federal, state, local and other authorities having jurisdictions' safety and fire codes, regulations, ordinances, permitting and other requirements at no additional cost to the Owner. All aspects of the Work, including equipment, appliances and materials shall be designed, manufactured, constructed, tested and delivered in accordance with the above and to meet to meet Occupational Safety and Health Administration standards and requirements set forth in the Project Documents. Submit copies of inspection reports, notices, and similar documents to architect.

The Residential Casework Contractor shall be an authorized representative for all the products that they are bidding. It may be necessary for the Residential Casework Contractor to supply written information from the manufacturer that they are authorized to sell and warranty products bid.

Architect to select material and product finish for each product, fixture, device or model number, from manufacturer's full line of finish options, unless a finish is expressly selected and noted otherwise. Where a finish is not identified, carry the finish which would come at a greater cost. All products and materials specified shall be interpreted as meaning "or approved equal" as approved by Architect.

ARTICLE 1: CONTRACT DOCUMENTS

The contract of the parties includes the Invitation for Bid, Instructions, Supplemental Instructions, Bid Form, Bid Security, Residential Casework Specifications 12 35 00 and Renovations to Rhode Island College President's House, Residential Casework Drawing A11.10.

These documents are to be considered as one, and whatever is called for by one shall be as binding as if called for by all. Any discrepancies, questions or necessary interpretation as to quantities and/or quality of any items listed in the specifications shall be immediately brought to the attention to the Purchasing Agent during the question period provided for correction by addenda during the bidding period. Any such discrepancies determined by the contractor and not corrected by addenda shall be resolved on the basis of furnishing the greater quantity and/or quality without change in contract price.

No interpretation of the meaning of the specifications or other contract documents will be made to any bidder orally. Every request for such interpretations should be in writing, addressed to the Purchasing Agent to the e-mail address provided to be given consideration, no later than the question period indicted on the solicitation cover. Any and all such interpretations and any supplemental instructions will be in the form of written addenda.

In any case of ambiguity, inconsistency, error, or omission in any of the bid documents, or a conflict between provisions of Owner's requirements, federal, state, or municipal law or regulation, the bidder is required to draw such matters to the attention of the Architect through the Purchasing Agent. Should it become necessary to revise any part of this bid document or otherwise provide necessary additional information, an Addendum will be issued by the Architect and posted by the Purchasing Agent.

All addenda issued shall become part of the Contract Documents.

ARTICLE 2: INTENT

It is the intent of these contract documents to include all labor, delivery, materials, accessories, hardware and services of every kind necessary to properly execute the work and to cover the terms and conditions of payment thereof, and to establish minimum acceptable requirements for equipment design and construction and contract performance to assure fulfillment of the purpose. Items not expressly set forth in the Contract Documents but which are reasonably implied or necessary for the proper performance of this work shall be included. All work illustrated and noted shall be considered new unless otherwise noted as existing. All materials shall comply with Rhode Island College standards and product selection and execution requirements shall be coordinated with the Architect and Owner.

ARTICLE 3: QUALIFICATIONS OF BIDDERS

No bid will be considered unless the firm submitting the bid can meet the following conditions:

a) That the manufacturer has in operation a factory adequate for and devoted to the manufacture of equipment which it proposes to furnish and has the necessary specialized dies, molds and tools to provide the proper service, fittings, hardware and accessories.

b) Bidders and their manufacturing agents must have been engaged in the manufacture of similar equipment as that specified for a period of not less than five (5) years and shall have a suitable organization to manufacture and deliver the equipment, all in accordance with local requirements and other pertinent codes, and the manufacturer shall have completed installation of the kind and size contemplated by the specification and proposal within the past two years which have proven satisfactory under similar operating conditions.

c) The bidders must have financial and personnel resources of sufficient scope to assure prompt and satisfactory performance in the execution of the total conditions of this specification and in the production, delivery and installation of all equipment specified so as not to delay the progress of the work

d) Bidders are requested to submit with their proposal a list of five (5) installations of similar size and scope to that specified herein which have been completed and accepted. Any bid not including said list of installation may be considered incomplete and may be rejected without further recourse. The list shall accompany the bid and include the name of project, location, approximate value of job, and client's representative who may be contacted.

e) Use of any supplier or subcontractor is subject to owner's approval.

ARTICLE 4: MATERIALS, TOOLS, EMPLOYEES

Except as otherwise directed by the specification, the Residential Casework Contractor shall provide and pay for all materials, shipping, labor, tools, water, power and such other items required to complete the work involved. All equipment and accessories shall be new, unused, and of recent manufacture, unless otherwise noted. Delivery shall be properly managed and supervised by mechanics or employees who are thoroughly trained and experienced in the work involved.

ARTICLE 5: ROYALTIES AND PATENTS

The Residential Casework Contractor shall pay all royalties and license fees on products furnished. He shall defend all suits and claims for infringement of any patent rights and shall save the Owner from loss or inconvenience resulting there from.

ARTICLE 6: CHANGES IN EQUIPMENT OR WORK

The Architect, at the direction of the Owner, may order changes in the equipment or work in writing, the contract sum being adjusted accordingly. All charges for additional equipment or work must be submitted in advance to the Architect for approval.

Acceptability of bids is subject to available funding. The Owner reserves the exclusive right to accept any or any part of, or reject any or all bids received, on the basis of cost, appearance, construction, materials, deviation, from the bidding or contract documents, or any other good and sufficient reason as deemed by them to be in the best interests of the Owner, and their decision shall be final. Owner also reserves the right to vary quantities of items bid, as may be necessary to meet the budget allowances of the project.

ARTICLE 7: CORRECTIONS AND GUARANTEES

All work and equipment shall be inspected periodically and any items found not in conformance with the intent of contract and the quality specified shall be repaired or replaced promptly without additional charge. Remove and replace work which does not conform to the contract documents at no additional expense to the owner. All workmanship and products shall be guaranteed against defective parts, materials, and finish under normal under the terms of the Starmark Lifetime Warranty from date of final acceptance. Any defective materials or faulty workmanship occurring within that time shall be replaced or corrected promptly, without charge, upon notification

by the Owner. Manufacturer's product warranties and guarantees exceeding one (1) year shall remain effective for their expressed duration.

ARTICLE 8: SHOP DRAWINGS, SUBMITTALS, SAMPLES AND MOCKUPS

Dimensions and elevations indicated on the Drawings in reference to existing structures are the best available data obtainable but are not guaranteed by the Owner. The Owner will not be responsible for their accuracy. The Contractor shall familiarize themselves with the conditions of the project work area. Do not scale drawings.

Notify the Architect of conditions differing from those indicated on the drawings. Drawings are for illustrative purposes only and may not show all work required to complete the required contract work. Omission from the Project Documents, Drawings and Specifications of items which obviously are needed to properly install fully functioning work, such as attachments, bolts, hangers, etc. shall not relive the Contractor from furnishing and installing them.

The contractor shall immediately notify the architect of any errors, omissions, discrepancies or hidden field conditions which prevent the execution of the work as shown. Extra compensation for inadequate examination of existing conditions shall not be considered.

Schedules: Residential Casework Contractor shall submit a project schedule within three (3) days of issuance of the Purchase Order and update weekly. Schedule shall consist of durations and anticipated completion dates for all major and minor milestones for the work, including but not limited to: field verification, shop drawing and submittals, shop drawing review and release, material acquisition, manufacture, finishing and delivery.

Shop Drawings: Residential Casework Contractor shall submit a full submittal and shop drawing schedule for all components and products to be provided for review and comment by the Architect and Owner within seven (7) days of issuance of the Purchase Order. Contractor shall submit shop drawings for review and approval by the Architect and Owner. Shop Drawings shall include details of construction and adjacent construction and clearly indicate any deviations from requirements of the contract documents. Fabricate materials from approved shop drawings only.

Submittals: Provide submittals to Architect and Owner for review and approval. Provide catalog of options and request Architect's selection of colors and accessories in sufficient time to avoid delaying progress of work. Residential Casework Contractor shall provide two (2) sets of up to four (4) finish samples with actual finishes applied to actual material for true rendition and final selection.

All submittals (including shop drawings) will need to include the LLB Transmittal Cover, and be signed as having been reviewed and approved by the contractor for conformance with the project prior to submitting to the Architect. All product submittals will also need to include the LLB Architects' Product Form. Submittals without the signed cover and/or product submittals without the product form will be promptly rejected and returned.

Architect's submittal review is for limited general conformance with the information given and design concept expressed in the contract documents for the project.

ARTICLE 9: EQUALITY OF MATERIALS AND SUBSITUTIONS

Bidders shall provide products and materials as specified.

The words "or equal" are understood to follow all names of proprietary products, trade names, catalog numbers and detailed descriptions and shall be interpreted to mean any material, article, assembly or system, which in the opinion of the Architect is at least equal in quality, durability, appearance, strength and design to the equipment specified and will perform at least equally the functions imposed by the general design. The words "or equal" shall not be construed to permit substantial departure from the detailed requirements of the plans and specifications.

Substitution Requests: The bidder shall clearly identify each individual item he/she proposed to furnish in which a deviation occurs, in any respect to that which is specified and shown on the drawings, by submitting a complete itemized list identifying each and every item wherein a deviation is proposed, and specifications, brochure and any pertinent data, to allow for comparison. The Bidder shall also include on a separate sheet all deviations of construction from the specifications for each item where a deviation occurs, such as gauges, diameters, materials, etc. Bids not furnished with such items as previously described shall be rejected. The bidder shall, upon request and without cost to the Owner furnish documents, independent laboratory tests, and similar authenticated proof material to substantiate the deviation, which he proposes in his bid, is "equal to" or "exceeding" that which is specified and shown on the drawings. Bid proposals offering deviations shall be submitted in strict conformance to

the requirements and procedures described herein, and failure to comply shall be just cause for rejection of the bid or the enforcement of supplying the item or items of equipment exactly as specified, without exception or recourse.

Substitution requests shall be submitted prior to the Question Due Date in writing with sufficient information for architect to evaluate proposed substitution. Any product substitution will require a CSI substitution form; review is separate from the submittal review process. Bidders wishing to propose substitutes shall submit all documentation and samples necessary for the Owner and/or Architect to judge adequately the character, quality and construction of the product. Failure to comply within the time prescribed shall be deemed sufficient grounds for rejection of the bid. Substitutions will be judged by the sole discretion of the Owner and Architect.

Samples submitted by a resulting successful bidder may be impounded by the Owner for the period of the contract for comparison of materials delivered to the job site to assure they conform in every respect to the approved samples submitted. Materials delivered that fail to conform to the approved samples shall be rejected.

ARTICLE 10: SCHEDULE AND DELIVERY

Delivery is defined as the receiving of all finished goods to the Rhode Island College Campus, including delivery to the building and unpacking, as may be required. All missing and/or damaged pieces shall be replaced immediately. Deliver, handle, and store materials in strict accordance with manufacturer's instructions.

Delivery costs shall be included as part of the product cost. It shall be the responsibility of the Residential Casework Contractor to provide storage/warehousing for his/her products until his/her assigned installation time.

Receiving trucks: It is the responsibility of the Residential Casework Contractor to receive all shipments at the site. Shipments that arrive without a company representative to receive them shall be sent away.

The Residential Casework Contractor shall be ultimately responsible for his/her delivery crew. Delivery shall occur prior to March 10, 2017; however, such delivery and completion dates are subject to change depending on the General Contractor's completion schedule. The Owner reserves the right to change the timetable due to unforeseen conditions. In the event that any temporary storage is required prior to delivery, the Residential Casework Contractor will be responsible for any associated charges.

All walls and flooring shall be protected during delivery. Any damage to the facility, as a result of the delivery shall be the financial responsibility of the Residential Casework Contractor.

The delivery shall take place during normal business hours unless otherwise agreed upon by the Residential Casework Contractor, the Architect and the Owner.

The Residential Casework Contractor shall examine space in which equipment is to be installed to assure the conditions are satisfactory for the installation of this equipment, and report in writing to the Architect any deficiency in the work of other contractors affecting specified work. Delivery of specified work shall be construed as acceptance of space conditions.

Before final acceptance by the Owner, specified equipment shall be inspected for acceptance as determined by the Architect. Before final acceptance, turn over loose and detachable parts to an approved representative of the Owner and obtain a signed receipt for presentation to the Owner.

ARTICLE 11: PAYMENT PROCEEDURES

Residential Casework Contractor, within seven (7) days of issuance of the Purchase Order, shall provide a schedule of values. Invoicing shall be based on percentage of completion of items on the schedule of values. Invoices received prior to delivery will be rejected without proper documentation including, but not limited to: a certificate of insurance naming the State of Rhode Island as the certificate holder, photographs of completed casework, and a transfer of title to the State of Rhode Island.

ARTICLE 12: OPERATING AND MAINTENANCE INSTRUCTIONS

Provide complete installation, operating and maintenance instructions for furnishings and equipment to the Owner. These shall consist of sufficient demonstration and verbal instructions as well as brochures of instructions, to thoroughly acquaint the persons designated, with the furnishings and equipment.

Provide three (3) copies of Operating and Maintenance Instruction Manual in printed form and bound in a hard-covered loose-leaf binder, with pages set into plastic covers. Each manual shall have index, page tabs, electronic

PDF copies, and be neatly edited in alpha-numerical order to reflect the order of the contract documents, item by item.

Information in the manual shall be grouped by type of cabinetry. The entire contents shall be printed or typed and contain the following:

a) Complete installation instructions.

b) Complete operating instructions and recommendations as to parts to be used in or with the item. Step by step procedure shall be outlined.

c) Manufacturer's complete data sheets.

d) Complete cleaning instructions, including recommended cleaning material.

e) Parts listed with numbers, nearest depot and service organization.

f) Assembly drawings, diagrams and other data useful in service and maintenance.

g) Warranty Information

ARTICLE 13: DEFINITION OF TERMS

"The Owner"

Owner of Rhode Island Board of Education, Rhode Island College and Owner of Rhode Island
In Care of:
Office of Capital Projects Rhode Island College Physical Plant
600 Mount Pleasant Avenue Providence RI 02908
Phone: (401) 456-8949

"The Architect"

LLB Architects
161 Exchange Street Pawtucket, Rhode Island 02860

"The Contractor" or "This Contractor"

Unless especially noted to the contrary, the terms "The Contractor" or "This Contractor" as used in this Specification signifies the Cabinetry Contractor.

ARTICLE 14: FURNISHINGS FLOOR PLANS

Renovations to Rhode Island College President's House, Residential Casework Plan A-11.10 referred to in the Specification are being issued as part of the Bid Documents. Bidders are responsible for the equipment quantities and other information as shown herein.

Any Discrepancy in quantity between the specifications and the Renovations to Rhode Island College President's House, Residential Casework Plan A-11.10 shall be brought to the attention of the Purchasing Agent to the e-mail address provided no later than the question period indicted on the solicitation cover. Any such discrepancies determined by the contractor and not corrected by addenda shall be resolved on the basis of furnishing the greater quantity and/or quality without change in contract price.

Should it become necessary to revise any part of this bid document or otherwise provide necessary additional information, an Addendum will be issued by the Architect and issued by the Purchasing Agent.

END OF GENERAL CONDITIONS

SECTION 12 35 30 - RESIDENTIAL CASEWORK

PART 1 - GENERAL

1. RELATED DOCUMENTS

   A. Drawings and general provisions of the Contract, including General and Supplementary Conditions and Division 01 Specification Sections, apply to this Section.

2. SUMMARY

   A. Supply and deliver residential kitchen and bath cabinets (installation by others). Section includes:

      1. Kitchen and vanity cabinets

      2. Two-part crown molding above kitchen cabinets and at kitchen ceiling.

      3. Cabinet related hardware, fasteners, accessories, fittings, decorative end panels, filler panels, and toe kicks.

   B. Related Work shall be provided (except as noted) and installed by Others under a separate contract:

      1. All demolition and renovation of the Kitchen and Master Bath.

      2. Blocking necessary for all new work including but not limited to the installation of Residential Casework.

      3. New finish walls and soffits.

      4. New door and door frame in kitchen.

      5. New windows in kitchen.

      6. Architectural Woodwork including but not limited to miscellaneous standing and running trim except as provided by Residential Casework Contractor.

      7. Quartz Agglomerate Countertops for Kitchen and Vanity Cabinets

      8. New floor and wall tile finishes and thresholds in kitchen and master bathroom.

      9. Painting.

      10. Plumbing and plumbing Fixtures including kitchen sink, master bath lavatory, and related piping and controls and gas service.

      11. Electrical power and lighting.

      12. Underfloor electric mat radiant heat under new bathroom finish floor.

      13. Undercabinet light fixtures below all upper cabinets typ.

      14. Power outlets in various cabinet locations, including but not limited to kitchen island and cabinet T36a.

      15. Underfloor hydronic radiant heat under new kitchen finish floor.

16. Residential Specialty Equipment (Appliances) are to be provided by Owner and installed by Others, see project documents for schedule.

C. DEFINITIONS

D. MDF: Medium-density fiberboard.

E. Exposed Surfaces of Cabinets: Surfaces visible when doors and drawers are closed, including visible surfaces in open cabinets or behind glass doors.

F. Semi-exposed Surfaces of Cabinets: Surfaces behind opaque doors or drawer fronts, including interior faces of doors, interiors and sides of drawers, and bottoms of wall cabinets.

G. Concealed Surfaces of Cabinets: Surfaces not usually visible after installation, including sleepers, web frames, dust panels, bottoms of drawers, ends of cabinets installed directly against and completely concealed by walls or other cabinets, and tops of wall cabinets and utility cabinets.

3. ACTION SUBMITTALS

A. Product Data: For the following:

1. Kitchen Cabinets.

2. Master Bathroom Vanity Cabinets.

3. Cabinet hardware.

4. Two -part crown molding.

B. Shop Drawings: Include plans, elevations, details, and attachments to other work. Show actual verified field dimensions and established dimensions, locations, materials, finishes, door design, filler panels, end panels, toe treatments and other special cabinet detailing, cabinet interior fit out, hardware, detailing and coordinated with appliances, plumbing, fixtures and controls provided by Owner. Show two-part crown molding relationship to walls, cabinets, soffits and standing and running trim by others. Show blocking locations, hanging requirements, and joining details for installation by others. Variations shall be brought to the Architect and Owner's attention.

C. Samples for Initial Selection: For cabinet finishes.

D. Samples for Verification: 8-by-10-inch Samples for each type of finish and the following:

1. Exposed hardware, for each type of item.

2. One full-size, 12 inches wide, 12C Type (see drawings) finished base cabinet complete with hardware, doors, and drawers but without countertop. Sample will be provided to General Contractor for use on Project after review.

4. INFORMATIONAL SUBMITTALS

A. Qualification Data: For manufacturer.

B. Product Certificates: For casework.

5. FIELD CONDITIONS

A. Environmental Limitations: Do not deliver or install casework until building is enclosed, wet work is complete and dry, and temporary HVAC system is operating and maintaining temperature and humidity conditions at occupancy levels during the remainder of the construction period.

B. Cabinets are required to fit in existing construction that will be modified by Others under a separate contract. Cabinet approval is anticipated to precede construction modifications to room. Verification of existing conditions and establishment of dimensions where casework is to fit are both required.

1. Established Dimensions: Where casework is indicated to fit to other construction, establish dimensions for areas where casework is to fit. Coordinate construction to ensure that actual dimensions correspond to established dimensions. Provide fillers and scribes to allow for trimming and fitting. Field Measurements: Where casework is indicated to fit to existing construction, verify dimensions of existing construction by field measurements before fabrication and indicate measurements on Shop Drawings. Provide fillers and scribes to allow for trimming and fitting.

2. Verify dimensions of all owner supplied appliances, plumbing fixtures and controls, and under cabinet lighting to inform required coordination with cabinet unit types, and any related required cabinet customizations and detailing.

6. COORDINATION

A. Coordinate with owner and architect to finalize design and select all options and finishes. Architects drawings are provided to illustrate general cabinet sizes and intent only.

B. Coordinate with Owner, Architect, and Others, hired under separate contract to:

1. Establish dimensions.

2. Verify field measurements.

3. Assess conditions for installation to confirm field conditions do not void warranty.

4. Verify compatibility with all Related Work and communicate any conflicts.

5. Modify cabinet details and fabrication to accept and coordinate with all Related Work including but not limited to: Residential Specialty Equipment (Appliances), plumbing fixtures and controls, countertops, and lighting.

6. Verify detailing of two-part crown molding in relationship to standing and running trim provided by others and field conditions.

7. Provide filler panels, end panel, cut outs, and other customizations required by field conditions including but not limited to concealment of undercabinet gyp board walls and portions of gypsum wall board partitions as indicated in plan.

8. Coordinate layout and installation of blocking and reinforcement in partitions for support of casework and crown molding.

PART 2 - PRODUCTS

1. CABINETS

A. Manufacturers: Subject to compliance with requirements, available manufacturer's offering products that may be incorporated into the Work include but are not limited to the following:

1. Starmark Cabinetry. Semi -Custom

B. Quality Standard: Provide cabinets that comply with KCMA A161.1.

1. KCMA Certification: Provide cabinets with KCMA's "Certified Cabinet" seal affixed in a semi-exposed location of each unit and showing compliance with the above standard.

C. Face Style: Flush overlay; door and drawer faces cover cabinet fronts with only enough space between faces for operating clearance.

D. Cabinet Style: Face frame.

E. Door, Drawer Fronts and Decorator End Panels:

1. Solid-wood stiles and rails, 5/8-inch-thick, with 3/4-inch-thick, solid-wood center panels.

2. Basis of Design:
   a. Style: Starmark, Avendale, 5 piece
   b. Species: Maple
   c. Finish Color: Ivory Cream

F. Face Frames: 3/4-by-1-1/4-inch (minimum) solid wood with glued mortise and tenon or doweled joints. Cabinets with double doors shall not have dividing vertical face frame.

G. Toe Kicks/Base: Toe kicks shall be provided at all cabinets, wood species and finish to math door fronts.

H. Toes Treatment: Provide at cabinets as indicated on drawings. Wood species and finish to match cabinet doors and drawer fronts.

I. Flush bottom wall cabinets: Provide at cabinets as indicated on drawings. Wood species and finish to match cabinet doors and drawer fronts.

J. Wide Stile Face Frame: Provide at cabinets as indicated on drawings. Wood species and finish to match cabinet doors and drawer fronts.

K. "Stacked" cabinet functions shall be pre-assembled into one cabinet box.

L. Exposed Cabinet Side and End Finish:

1. Cabinets shall be manufactured with integral exposed side and end panels flush with face frame.

2. Wood species and finish to match cabinet doors and drawer fronts.

3. All side and end panels shall be decorator style panels with design detailing to match door and drawer fronts.

4. Provide decorators panels at all exposed cabinet sides, including both ends of kitchen island, at sides and back of cabinets at kitchen island overhang, and where End Panels or Side Panels are indicated on drawings.

M. Filler and molding:

1. Cabinet material of the same design, species and finish as cabinet door fronts shall be provided to seamlessly fill gaps between cabinets, between cabinets and wall.

N. Cabinet End Construction: 3/4-inch- thick plywood veneer core.

O. Cabinet Tops and Bottoms: 1/2-inch- thick hardwood plywood, fully supported by and secured in rabbets in end panels, front frame, and back rail.

P. Interiors Basis of Design:

1. Starmark Natural Veneer Melamine.

Q. Drawer & Roller Trays

1. ¾" Hardwood Birch.

2. Dovetail joinery.

R. Wall-Hung-Unit Back Panels: 3/16-inch-thick plywood fastened to rear edge of end panels and to top and bottom rails.

S. Base-Unit Back Panels: 1/4-inch-thick plywood fastened to rear edge of end panels and to top and bottom rails.

T. Front Frame Drawer Rails: 3/4-by-1-1/4-inch solid wood mortised and fastened into face frame.

U. Crown Molding

1. Finish and species to match cabinet doors.

2. Two-part crown molding materials.
   a. Fascia Basis of Design: Square Stock, actual dimensions ¾" x5 ¼"
   b. Crown Basis of Design: EWCR 40
3. Overall dimension shall be +/- 6" to extend from top of upper cabinets to underside of soffits.
4. Crown shall be located at all tall cabinets, upper cabinets, and at all under-cabinet wall locations without cabinets.

V. Shelves: 3/4-inch-thick hardwood plywood.

1. Shelf Depth: Basis of Design, Full Depth.

2. Provide one shelf in each base cabinet, except as noted in schedule.

3. Provide two shelves in upper cabinets, except as noted in schedule.

W. Joinery: Rabbet backs flush into end panels and secure with concealed mechanical fasteners. Connect tops and bottoms of wall cabinets and bottoms and stretchers of base cabinets to ends and dividers with mechanical fasteners. Rabbet tops, bottoms, and backs into end panels.

X. Factory Finishing: Finish cabinets, filler Panels, end panels, base, crown molding and all other exposed wood cabinet materials at factory. Defer only final touchup until after installation.

Y. Cabinet drawer fronts, doors and hardware shall be arranged on common centerlines and horizontal datums wherever possible.

Z. Cabinet door fronts, decorative panels and drawer front designs are intended to have matching styles and detailing.

2. CABINET MATERIALS

A. Hardwood Lumber: Kiln dried to 7 percent moisture content.

B. Softwood Lumber: Kiln dried to 10 percent moisture content.

C. Hardwood Plywood: HPVA HP-1.

D. Exposed Materials:

1. Exposed Wood Species: To match door fronts.

2. Exposed Wood Finish: To match door fronts.

3. Select materials for compatible color and grain. Do not use two adjacent exposed surfaces that are noticeably dissimilar in color, grain, figure, or natural character markings.

4. Staining and Finish: As selected by Architect from manufacturer's full range. Basis of Design: Starmark Ivory Cream finish.

5. Solid Wood: Clear hardwood lumber of species indicated, free of defects.

6. Plywood: Hardwood plywood with face veneer of species indicated, with Grade A faces and Grade C backs of same species as faces.

7. Edge band exposed edges with a minimum of 1/8-inch-thick, solid-wood edging of same species as face veneer.

8. Detailing Design Options: To be selected from manufacturer's full range.

E. Semi-exposed Materials: Unless otherwise indicated, provide the following:

1. Solid Wood: Sound hardwood lumber, selected to eliminate appearance defects. Same species as exposed surfaces.

2. Plywood: Hardwood plywood with Grade C faces and not less than Grade 3 backs of same species as faces. Face veneers of same species as exposed surfaces

3. CABINET HARDWARE

A. General: Manufacturer's standard units complying with BHMA A156.9, of type, size, style, material, and finish as selected by Architect and Owner from manufacturer's full range.

B. Finish: Basis of Design, Satin Nickel Finish

C. Pulls: Provided Provide $500.00 Allowance for back-mounted decorative pulls with backing plates as selected by Architect and Owner from manufacturer's full range.

D. Appliance Garage Cabinets: At cabinets indicated to serve as appliance garages, Residential Casework Contractor shall provide cabinet with a pair of slide in doors and corresponding hardware, inner hardwood plywood side partitions to conceal sliding door hinge hardware, and adjustable interior shelves. Cabinet shall have concealed ventilation holes (locations to be approved by architect and owner.) Cabinet shall be constructed to accept countertop and power installed by others. Architect and owner to approve cabinet detailing.

E. Hinges:

1. Concealed European-style, self-closing, soft close hinges.

2. At cabinets indicated to have "slide in doors" hinges shall be provided similar, or equal to, Hafele, Sliding and Rolling Shutter Systems for Pivoting Pocket Doors, XL Slide set and Accessory Pack to complete assembly. Residential Casework Contractor shall coordinate hardware type, size, travel and operation with their proprietary construction details to achieve intended operation.

F. Drawer & Roller Tray Guides: Epoxy-coated-metal, self-closing drawer guides; designed to prevent rebound when drawers are closed; with nylon-tired, ball-bearing rollers, soft close, full extension, under-mount, with 100lb min. capacity; and complying with BHMA A156.9, Type B05011 or Type B05091.

G. Hardware shall be factory installed.

4. CABINENT SCHEDULES

A. Kitchen and Vanity Cabinets:

1. See schedule below and coordinate with tags and details on drawing. Schedule dimensions are approximate and intended to convey intent, actual casework may differ. All casework dimensions shall be coordinated with field conditions to be verified. Height shall be as required to achieve 34" and 36" finished countertop heights as indicated on plan.

2. Master Bathroom and Dressing Room Vanity Cabinets
   a. Are not illustrated in plan and shall be provided as specified and scheduled.
   b. Finish color and detailing shall be selected by Owner from manufacturer's full range.
   c. Countertops shall be provided and installed by others.
   d. Bathroom lavatory and faucet shall be provided and installed by others.
3. Toe kicks and base are not illustrated on plans but shall be provided at all base and tall cabinets.
4. **A minimum of 5% additional material shall be provided for scribing and wherever crown molding, toe kicks, filler panels and decorative end, side, or back panels are identified.**

B.

Item	Description	Width	Depth	Height	Qty.
B12B	Base Cabinet, 1 pull-out spice rack door, 1 drawer. Interior: Spice rack drawers. Provide filler /end panel material as required to conceal GWB knee wall adjacent to counter.	1' - 0"	2' - 0"	2' - 10 1/2"	1
B12C	Base Cabinet, 1 drawer, 1 door. Interior: tray slots.	1' - 0"	2' - 0"	2' - 10 1/2"	1
B18A	Base Cabinet, 1 door, 1 drawer. Interior: adjustable shelf. Cabinets must be designed and installed to be removable without damage to larger island, countertop, or adjacent cabinet.	1' - 6"	2' - 0"	2' - 8 1/2"	1
B18T	Base Cabinet Trash, 1 pull-out door, 1 drawer. Interior: pull out trash and recycling containers. Cabinets must be designed and installed to be removable without damage to larger island, countertop, or adjacent cabinets.	1' - 6"	2' - 0"	2' - 8 1/2"	1
B21B	Base Cabinet, 4 drawers.	1' - 9"	2' - 0"	2' - 8 1/2"	2
B24A	Base Cabinet, 1 door, 4 adjustable shelves.	2' - 0"	1' - 0"	2' - 8 1/2"	2
B30A	Base Cabinet, 2 doors, 2 drawers. Interior: 2 adjustable shelves.	2' - 6"	2' - 0"	2' - 10 1/2"	4
B30B	Base Cabinet, 1 top drawer, two deep lower drawers.	2' - 6"	2' - 0"	2' - 10 1/2"	1
B36R	Base Cabinet Range, 2 Doors. Interior: 1 adjustable self. Coordinate cabinet with actual cooktop equipment. Cabinets must be designed and installed to be removable and modifiable without damage to adjacent cabinets or countertops in the event that the cooktop is required to be replaced in the future. (Note cabinet to be modified by Others to accommodate routing of dryer vent)	3' - 0"	2' - 0"	2' - 10 1/2"	1

Item	Description	Width	Depth	Height	Qty.
B45S	Base Cabinet Sink, 2 doors, 2 hinged false-front tip-out drawer fronts. Interior lower: adjustable shelves. Interior false-front tip-out drawer fronts: basket storage fittings. Cabinets must be designed and installed to be removable without damage to adjacent cabinets, sink and associated plumbing and faucets, or countertop.	3' - 9"	2' - 0"	2' - 10 1/2"	1
BCOR	Base Cabinet, 90-degree corner configuration. Interior: Lazy Susan.	3' - 0"	3' - 0"	2' - 10 1/2"	1
BF	Base Filler Panel, Field Verify Dimensions. Design, species and finish to match doors.			2' - 10 1/2"	4
BFC	Base End/ Island Panel. Dimensions to be determined. Provide integrated decorative side and face panels to wrap under-counter fin wall by others. Decorative panels shall match design, species, and finish of door panels. Shop drawings shall fully describe dimensions and fabrication in context with adjacent cabinets and wall.			2' - 10 1/2"	2
BFE	Base End/ Island Panel. Dimensions to be determined. Provide integrated decorative side and back panels with toe treatments at all exposed sides of island cabinets including at both ends of island and both sides and back of island inset seating area. Decorative panels shall match design, species, and finish of door panels. Shop drawings shall fully describe dimensions and fabrication in context with adjacent cabinets.			2' - 8 1/2"	5
T12A	Tall Cabinet, 1 pull-out pantry, 1 upper door. Interior: pull out pantry shelves, upper tray slots.	1' - 0"	2' - 0"	7' - 6"	1
T33A	Tall Cabinet for Built in Double Oven, 2 Upper Doors, 1 Lower Drawer. Interior Upper: 2 adjustable shelves. Cabinets must be designed and installed to be removable and modifiable without damage to adjacent cabinets.	2' - 9"	2' - 0"	7' - 6"	1
T36A	Tall Cabinet, 2 slide-in appliance garage doors with pivoting pocket door hinges above, 3 drawers below. Provide toe treatment. Provide interior side panels to conceal pocket doors and to mount adjustable shelves, coordinate with fabrication and dimensions with decorative side/filler. Panels shall conceal protruding edge of GWB partition behind cabinet. Interior Upper: appliance garage counter to match kitchen counters, microwave shelf, access to outlets installed by others, 4 adjustable shelves. Provide concealed ventilation holes in coordination with architect.	3' - 0"	2' - 0"	7' - 6"	1
TF	Tall Filler/End Panel. Provide finished integrated decorative end/filler panels to cover all exposed cabinet sides. Decorative panels shall match design, species, and finish of doors. Dimensions to be determined. Coordinate fabrication and dimensions with cabinets and residential equipment.		2' - 0"	7' - 6"	6
U12B	Upper Cabinet, 1 door. Interior: pull out pantry.	1' - 0"	1' - 0"	3' - 0"	1
U24A	Upper Cabinet, 2 doors. Interior: adjustable shelves.	2' - 0"	1' - 0"	3' - 0"	1

Item	Description	Width	Depth	Height	Qty.
U30A	Upper Cabinet, 2 doors. interior adjustable shelves.	2' - 6"	1' - 0"	3' - 0"	1
U36A	Upper Cabinet Refrigerator, 2 doors. Interior: adjustable shelves. Coordinate size/height with actual refrigerator. (Note non-standard refrigerator height.)	3' - 0"	2' - 0"	1' - 6"	1
UCOR	Upper Cabinet Corner, 1 diagonal door. Interior: Lazy Susan.			3' - 0"	1
UEP	Upper Cabinet integral decorative end/ side panel. Design, species, and finish to match cabinet doors. Dimensions to be determined. Coordinate with cabinet and field conditions.			3'- 0"	1
TK	Toe kicks Per Contract Documents				
CR6	Crown Molding Per Contract Documents			0' - 6"	
MB1	Bathroom Vanity: hinged false-front tip-out drawer front with basket storage fitting, 1 door on left; 3 drawers on right, toe-kick storage drawer. Right side decorator panel.	3' - 0"	2' - 0"	2' - 10 1/2"	1
MB2	Dressing Room Cabinetry: 1 door, 1 drawer. Interior: Two (2) pull out trays. 2 decorator end panels.	1' - 0"	1' - 6"	2' - 10 1/2"	2
	Back-mounted decorative pulls with backing plates as selected by Architect and Owner from manufacturer's full range.				

PART 3 - EXECUTION

1. EXAMINATION

A. Examine areas, with Installer present, for compliance with requirements for installation tolerances, location of framing and reinforcements, and other conditions affecting performance of casework.

B. Others shall proceed with installation of all items provided by Residential Casework Contractor under a separate contract only after unsatisfactory conditions to be identified by Residential Casework Contractor have been corrected.

2. INSTALLATION

A. All items provided by Residential Casework Contractor shall be installed by others, under a separate contract. Installation shall be completed by a licensed, insured and bonded contractor. Residential Casework Warranty shall not be voided by installation by installer not certified by Residential Casework Manufacturer/Contractor.

B. Residential Casework Manufacturer/Contractor shall manufacturer all cabinets to receive countertops, residential specialty equipment (appliances), plumbing fixtures and controls, lighting and power to be installed by Others. Selected appliances and fixtures include:

Key Name	Equipment	Make & Model	Scope
CT01	NEW COOKTOP	Thermador | PCG366G	Provided by Owner. Installed by Others. Residential Casework Contractor shall coordinate cabinet design and fabrication with actual equipment.

DO01	NEW DOUBLE OVEN	KitchenAid | KODE500ESS	Provided by Owner. Installed by Others. Residential Casework Contractor shall coordinate cabinet design and fabrication with actual equipment. Provided by Owner. Installed by Others. Residential Casework Contractor shall coordinate cabinet design and fabrication with actual equipment
DW01	NEW DISHWASHER	KitchenAid | KDTE254ESS	Provided by Owner. Installed by Others. Residential Casework Contractor shall coordinate cabinet design and fabrication with actual equipment
GD01	NEW GARBAGE DISPOSAL	Insinkerator | 75993A	Provided by Owner. Installed by Others. Residential Casework Contractor shall coordinate cabinet design and fabrication with actual equipment
HB01	NEW HOOD BLOWER	KitchenAid | UXB1200DYS	Provided by Owner. Installed by Others.
HC01	NEW HOOD CHIMNEY	Whirlpool | W10272080	Provided by Owner. Installed by Others. Residential Casework Contractor shall coordinate Crown Molding design and fabrication with actual equipment
HD01	NEW HOOD	KitchenAid | KXW8736YSS	Provided by Owner. Installed by Others.
KF01	KITCHEN FAUCET AND CONTROLS	9" gooseneck faucet	Provided and installed by Others. Residential Casework Contractor shall coordinate cabinet design and fabrication with actual equipment
KS01	NEW KITCHEN SINK	42" 3-Basin Sink	Provided and installed by Others. Residential Casework Contractor shall coordinate cabinet design and fabrication with actual equipment
MW01	NEW MICROWAVE & TRIM	KitchenAid Microwave | KCMS1655BSS Trim Kit | MK2160AS	Provided by Owner. Installed by Others. Residential Casework Contractor shall coordinate cabinet design and fabrication with actual equipment
RF01	NEW REFRIGERATOR	KitchenAid | KRFC302ESS	Provided by Owner. Installed by Others. Residential Casework Contractor shall coordinate cabinet design and fabrication with actual equipment

C. Residential Casework Contractor shall provide materials and support as required so that cabinet installation by others is achieved with no variations in flushness of adjoining surfaces; use concealed shims.

D. Where cabinets abut other finished work, others shall scribe and cut for accurate fit. Residential Casework Contractor shall provide filler strips, scribe strips, and moldings in species and finish to match cabinet face as required.

E. Residential Casework Contractor shall provide materials and support as required for installation of cabinets and crown by others without distortion so doors and drawers fit the openings, are aligned, and are uniformly spaced and o that Crown Molding is mitered at corners.

F. Residential Casework Contractor shall complete factory installation of hardware and accessories as indicated.

G. Others shall install cabinets and crown molding level and plumb to a tolerance of 1/8 inch in 8 feet with materials and support of Residential Casework Contractor as required.

H. Others shall fasten cabinets to adjacent units and to backing with materials and support of Residential Casework Contractor. Others shall fasten wall cabinets through back, near top and bottom, and at ends not more than 16 inches o.c. with No. 10 wafer-head screws sized for not less than 1-1/2-inch penetration into wood framing, blocking, or hanging strips.

3. ADJUSTING AND CLEANING

A. Others shall adjust cabinets and hardware so doors and drawers are centered in openings and operate smoothly without warp or bind. Lubricate operating hardware as recommended by manufacturer.

B. Others shall clean casework on exposed and semi-exposed surfaces. Touch up factory-applied finishes to restore damaged or soiled areas.

END OF SECTION 12 35 30

StarMark Cabinetry
Limited LIFETIME Warranty

STARMARK CABINETRY'S CONSTRUCTION, MATERIALS AND ALL FINISHES ARE COVERED BY A

LIMITED LIFETIME WARRANTY.

See back for details.

STARMARK
CABINETRY
JANUARY 2016

© Copyright StarMark Cabinetry JANUARY 2016
Customer Service: 800-550-2934 Technical: 800-551-3404

STARMARK CABINETRY LIMITED LIFETIME WARRANTY

Congratulations on your purchase of StarMark Cabinetry. We take great care in our craftsmanship. Accordingly, we offer the following warranty on our products.

StarMark Cabinetry warrants to the original retail purchaser of this product from an authorized dealer that the StarMark cabinets purchased will be free from defects in workmanship and material under reasonable use for as long as you own your StarMark cabinets. This warranty is not transferable and applies only to the original installation.

Components of this product not originally manufactured by StarMark will be covered to the extent indicated therein by the original component manufacturer's warranties.

All cabinetry purchased after August 2011 is warranted to be free of finish defects for as long as they are owned by you, the original purchaser.

StarMark agrees, at StarMark's option, to repair or replace this product or any part thereof, which proves, upon inspection by StarMark, to be defective in material or workmanship during the above stated period of warranty coverage. The above warranties are limited to those products that form a portion of the standard StarMark Cabinetry product line at the time a warranty claim is made.

StarMark will not be liable for any labor, removal, installation, shipping, freight or other charges incurred acting upon the above warranties. StarMark will not be obligated to adjust replacement finishes to match existing products.

Installation, storage or use of this product not in accordance with product instructions, or misuse, abuse, change, modification or neglect of, or accident to, the product will void the above warranties. This product is not intended for exterior applications or commercial use, and the above warranties do not apply to any products so used.

The above warranties do not apply to unfinished cabinetry, to normal wear and tear of this product, to the natural aging or mellowing of wood and wood finishes due to photo degradation or otherwise, or to the effects of exposure to sunlight, extreme temperature, extreme moisture or extreme dry conditions.

All claims and other communications under the above warranties must be made in writing to the original authorized retail dealer or to StarMark at 600 East 48th St. North, Sioux Falls, SD 57104, within ninety (90) days after the date the defect is first discovered or reasonably could have been discovered. This claim must contain a reasonable description of such defect and the date and place of purchase and must be accompanied by proof of purchase. The claimant must provide information and evidence reasonably required by the original authorized retail dealer or StarMark and, if requested, must permit inspection of the product within a reasonable period of time after the claim is made.

If the Federal Consumer Product Warranties Act applies to the original purchaser of this product, then any implied warranties which may be applicable under state law, including, without limitation, any implied warranty of merchantability or any implied warranty of fitness for a particular purpose, are limited to one (1) year.

OTHER THAN AS DESCRIBED ABOVE, STARMARK DISCLAIMS ANY AND ALL OTHER WARRANTIES, EXPRESS OR IMPLIED, INCLUDING, WITHOUT LIMITATION, ANY WARRANTIES OF MERCHANTABILITY OR FITNESS FOR A PARTICULAR PURPOSE. IN NO EVENT SHALL STARMARK BE LIABLE FOR INCIDENTAL OR CONSEQUENTIAL DAMAGES.

The above warranties give you specific legal rights, and you may also have other rights which vary from state to state. Certain federal and state laws may limit or disallow disclaimers of incidental or consequential damages and/or limitations on implied warranties.

Date of purchase _____

* Order number _____

Dealer name _____

Door style _____

Wood specie _____

Finish _____

* We record the order number on a label affixed to the back of the drawer. The label will be one of two types, depending on when your cabinetry was produced. See images at right. In these examples, the order number is 111111. The label is visible when you remove the drawer from the cabinet.



STARMARK
CABINETRY

© Copyright StarMark Cabinetry JANUARY 2016

PRODUCT AWARENESS

StarMark Cabinetry has a comprehensive offering of doors, species and finishes. Because our dealers work directly with homeowners to guide them through this offering, we rely on our dealers to manage expectations and educate homeowners in the specific characteristics inherent to their choices.

StarMark Cabinetry will not be responsible if a customer has not been made aware of the unique characteristics of the properties of their specific project, if those characteristics are within the standards established by StarMark Cabinetry.

Each door, each specie and each finish has unique characteristics and established standards. We've supplied three tools to help you with the responsibility of managing expectations and educating homeowners.

1. Use the NOTES/CAUTIONS listed under each door (S-42 through S-132) in the Cabinetry Specifications section to lead a discussion with your homeowners about what they can expect from the door they selected.
2. Use the Finish Expectations form to lead a discussion with your homeowners about what they can expect from the species and finish they selected. The Finish Expectations form not only discusses the color and distressing characteristics of each finish, it also clearly outlines the materials we use in our all-wood plywood box construction to assure the best possible finish.
3. Use the charts and illustrations on pages S-9 through S-13 to lead a discussion with your homeowner how distressing techniques are used throughout a room of cabinetry.

In addition, as new doors, species and finishes become available, it is your responsibility to present the characteristics for these items. Please call Customer Service if you need more information about these characteristics.

© Copyright StarMark Cabinetry JANUARY 2016

STARMARK
CABINETRY
FINISH EXPECTATIONS

StarMark Cabinetry is committed to the satisfaction of our customers. Therefore, it is important to us that you have realistic expectations of StarMark's fine wood cabinetry and fashion finishes, and fully understand the characteristics of the species and finishes outlined below. A StarMark Cabinetry Specialist will review the following wood specie and finish characteristics with you.

FACTORS that affect ALL WOODS and FINISHES

- **Hygroscopicity:** Wood is hygroscopic, meaning it absorbs and gives off moisture according to the humidity surrounding it, even when a finish has been applied. Because of moisture, wood shrinks and swells; this process may cause hairline fractures in the finish at the joints. (This is especially apparent with Tinted Varnish finishes.) This shrinking and swelling is normal and does not affect the structural stability or integrity of the joint construction.
- **Mellowing:** When exposed to light, all woods darken and mellow with age. Some species, especially cherry and lyptus, change in color more than others. Mellowing changes the look of cabinetry. When your new cabinetry arrives for installation, the color will vary from the samples viewed in the showroom due to this aging process. Please view an updated sample, and discuss the finish, the specie and your expectations with the cabinetry professional at this location. On warranty replacements, StarMark cannot guarantee an exact color match because of the mellowing process.

☐ ___ LIGHT STAINS and NATURAL FINISHES FINISH ACKNOWLEDGEMENT

- Light stains and natural finishes—those with no stain applied—are translucent and magnify the natural characteristics of wood. The infinite variation in grain patterns, color and particular markings are inherent to wood and its different species. These variations are a product of nature and comprise the fundamental beauty of real wood.

☐ ___ DARK STAINS FINISH ACKNOWLEDGEMENT

- Dark stains—like Java—have heavily pigmented toners that reflect light. This draws attention to finishing inconsistencies, substrate inconsistencies and the infinite variety of grain patterns and markings inherent to all species of wood.

☐ ___ GRAY STAINS FINISH ACKNOWLEDGEMENT

- Gray stains—like Driftwood and Slate—have heavily pigmented toners that reflect light. This draws attention to finishing inconsistencies, substrate inconsistencies and the infinite variety of grain patterns and markings inherent to all species of wood.

☐ ___ UNFINISHED WOOD FINISH ACKNOWLEDGEMENT

- StarMark will supply, upon request, unfinished product with no stain, sealer or top coat applied. We will not warranty any unfinished parts, including claims made for warpage, finish and color variation. StarMark Cabinetry and authorized StarMark dealers cannot be held responsible for any unfinished materials supplied.
- Even though we do not warranty unfinished items, this document does not invalidate our standard warranty for all other items on your order.

☐ ___ GLAZE FINISH ACKNOWLEDGEMENT

- The process of glazing begins with the hand-application of stain to bring out the beauty of the wood grain. After curing, the glaze compound is applied to several components of the cabinets in your order.
- Because of the techniques used in achieving this special finish, glaze buildup will occur around the door and drawer front edges, door panels, end grain and, to a lesser extent, flat surfaces such as some drawer overlays and center panels.
- The buildup of the glazing compound will vary from one piece to another and the variations may be dramatic. The broad variations inherent to glaze finishes are considered to be the beauty of this finish.
- Glazing is most apparent in contours where "hang-up" can occur. Doors with less detailed profiles will show less hang-up.
- We call your attention to the characteristics of glazed finishes because the effect of the variations in an entire kitchen may be different from what you witness in viewing displays or a finish sample. These variations are common in glazed finishes and will not be reason for replacement.

StarMark Cabinetry reserves the right to change the specifications of species and finishes at any time without notice.

NOTE: The conditions described in this FINISH EXPECTATIONS form are NOT considered defects or reasons for replacement.

Specify the finish and specie you have selected by checking the box and initialing.

This form must be reviewed, signed and secured at the time of order.

Customer Name (please print) _____

Customer Signature _____

Date _____

Dealer Name (please print) _____

Dealer Signature _____

Date _____

P.O. # _____ P.O. Date _____

© Copyright StarMark Cabinetry JANUARY 2016

STARMARK
CABINETRY
FINISH EXPECTATIONS

StarMark Cabinetry is committed to the satisfaction of our customers. Therefore, it is important to us that you have realistic expectations of StarMark's fine wood cabinetry and fashion finishes, and fully understand the characteristics of the species and finishes outlined below. A StarMark Cabinetry Specialist will review the following wood specie and finish characteristics with you.

FACTORS that affect ALL WOODS and FINISHES

- **Hygroscopicity:** Wood is hygroscopic, meaning it absorbs and gives off moisture according to the humidity surrounding it, even when a finish has been applied. Because of moisture, wood shrinks and swells; this process may cause hairline fractures in the finish at the joints. (This is especially apparent with Tinted Varnish finishes.) This shrinking and swelling is normal and does not affect the structural stability or integrity of the joint construction.
- **Mellowing:** When exposed to light, all woods darken and mellow with age. Some species, especially cherry and lyptus, change in color more than others. Mellowing changes the look of cabinetry. When your new cabinetry arrives for installation, the color will vary from the samples viewed in the showroom due to this aging process. Please view an updated sample, and discuss the finish, the specie and your expectations with the cabinetry professional at this location. On warranty replacements, StarMark cannot guarantee an exact color match because of the mellowing process.

☐ ___ TINTED VARNISH WITH GLAZE FINISH ACKNOWLEDGEMENT

- Tinted Varnish finishes are distinctly different from standard finishes you may be familiar with. The best way to describe Tinted Varnish is to say it gives a painted finish. When applied to fine maple cabinetry, the grain of the wood will not show through. When applied to oak and quarter sawn oak cabinetry, the grain of the wood is visible, especially when a glaze is applied. Tinted Varnish is available on Maple, Oak and Quarter Sawn Oak door styles.
- Like other finishes, tinted varnish finishes have a coating of catalyzed varnish.
- Tinted Varnish Glaze finishes are susceptible to wear and tear from normal residential use. Solid color finishes intensify nicks, chips, dents and rub-through especially on sharp corners and edges.
- As the wood expands and contracts, hairline cracks will appear at the joints of the cabinets. The Tinted Varnish Glaze finish will also crack. (The integrity of the joints is not affected by expansion and contraction.) This cracking is a normal characteristic of Tinted Varnish Glaze finishes and will not be considered a reason for product replacement.
- Joint separation may be extreme on mitered doors and applied moulding doors, therefore Tinted Varnish Glaze finishes are not recommended for use in environments of high humidity.
- StarMark Cabinetry manufactures our cabinets using an all-wood plywood box. To get the best possible finish quality when creating cabinetry finished in Tinted Varnish with Glaze, we use an end panel with a layer of MDF to create Flush end panels (dealer, this is block 9040), Finished end panels (dealer, this is block 9020), and Furniture end panels (dealer, this is block 9030). This is a superior substrate for achieving a consistent, quality finish. In addition, if the door you selected has a veneered center panel, it is replaced with a center panel made of HDO material and the Tabor door is constructed with 100% MDF. If you specify that the interior back panel of a cabinet should receive color (dealer, this is modification STIN, block 9480), the material used will be HDO material. These quality materials assure the best possible finish. If you have questions about the materials used in StarMark Cabinetry, we encourage you to discuss with your dealer.

StarMark Cabinetry reserves the right to change the specifications of species and finishes at any time without notice.

NOTE: The conditions described in this FINISH EXPECTATIONS form are NOT considered defects or reasons for replacement.

Specify the finish and specie you have selected by checking the box and initialing.

This form must be reviewed, signed and secured at the time of order.

Customer Name (please print) _____

Customer Signature _____

Date _____

Dealer Name (please print) _____

Dealer Signature _____

Date _____

P.O. # _____ P.O. Date _____

© Copyright StarMark Cabinetry JANUARY 2016

LLB ARCHITECTS
Lerner Ladds Bartels
161 Exchange St.
Pawtucket, RI 02860
401.421.7715
www.LLBarch.com

Renovation to the Rhode Island College

President's House

Kitchen and Bath Cabinerty

Residential Casework Bid

NOT FOR CONSTRUCTION

January 7, 2017

Sheet List Residential Casework		
Series	**Sheet Number**	**Sheet Name**
GENERAL		
GENERAL	G-0.00	Cover Residential Casework
ARCHITECTURAL		
ARCHITECTURAL	A-11.10	Millwork Plan, RCP & Elevations First Floor Kitchen

PLAN GRAPHICS KEY

SCOPE OF WORK LINE

AREA N.I.C.

ROOM NAME
100
COMMENT

ROOM TAG:
"ROOM NAME"
"ROOM NUMBER"
"ROOM TYPE"

NOTE:
REFER TO ROOM TAG FOR TYPICAL ROOM TYPE DESIGNATIONS LOCATED ON SHEETS A6'S.

SEE SHEET G0.01 FOR NOTES APPLICABLE TO ALL PLANS, WITHIN "A" SERIES DRAWINGS. SPECIFIC SCOPE ITEMS ARE ALSO NOTED ON PLANS.

EXISTING TO REMAIN PARTITION -

NEW PARTITION - REFER TO PARTITION TYPES G2.00

EXISTING TO REMAIN DOOR & FRAME

NEW DOOR & FRAME - REFER TO DOOR/ FRAME SCHEDULE

OVERHEAD ELEMENT, SOFFIT OR OPENING - RCP SECTIONS AND DETAILS- (REFER TO NOTES)

MK-2 FINISH TRANSITION

MOCKUP AREA

MECHANICAL UNIT (ABOVE)

WALL MOUNTED WATER CLOSET

WALL MOUNTED SINK

FLOOR MOUNTED MOP SINK

NEW FLOOR INFILL

1 PROPOSED COLUMN LINE

X.1 EXISTING COLUMN LINE
X PREFIX=1964 ORIGINAL BLDG
Z PREFIX=1966 ADDITION

DOOR LAYOUT; TYPICAL UNLESS NOTED OTHERWISE

PULL SIDE

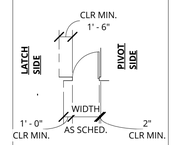

PUSH SIDE

Renovation to the Rhode Island College
President's House
600 Mount Pleasant Avenue
Providence, RI 02908

Residential Casework Bid
NOT FOR CONSTRUCTION
January 7, 2017

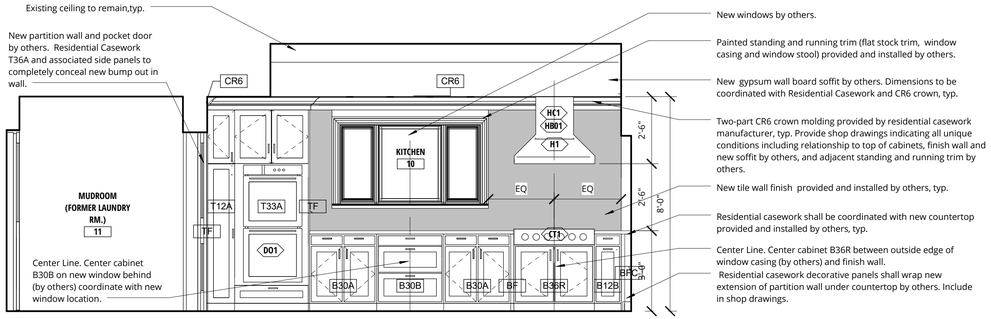

D4 A-11.10 Kitchen (East) Millwork
Scale: 3/8" = 1'-0"

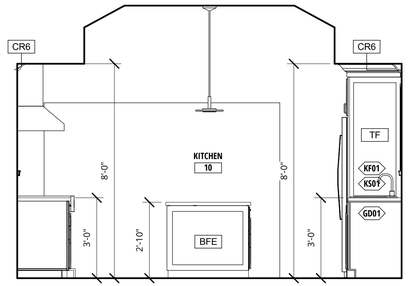

C5 A-11.10 Kitchen (South) Millwork
Scale: 3/8" = 1'-0"

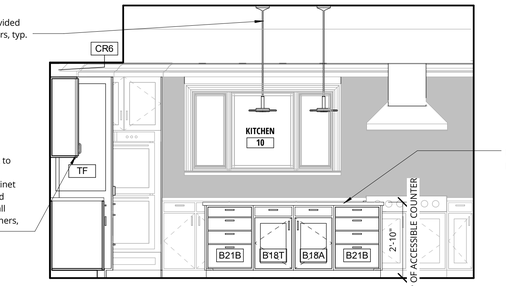

C4 A-11.10 Kitchen (East 2) Millwork
Scale: 3/8" = 1'-0"



B5 A-11.10 Kitchen (North 2) Millwork
Scale: 3/8" = 1'-0"

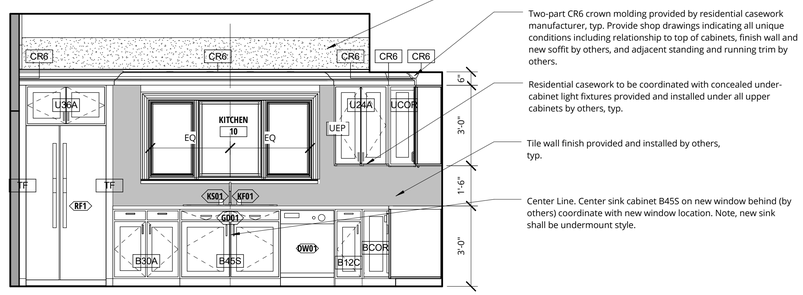

B4 A-11.10 Kitchen (West 2) Millwork
Scale: 3/8" = 1'-0"

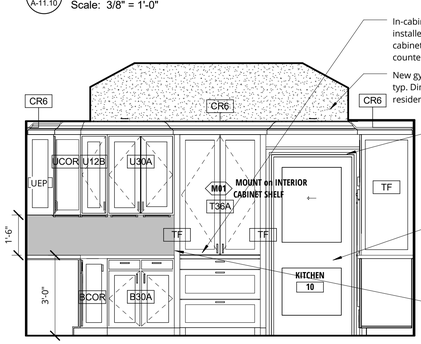

A5 A-11.10 Kitchen (North) Millwork
Scale: 3/8" = 1'-0"

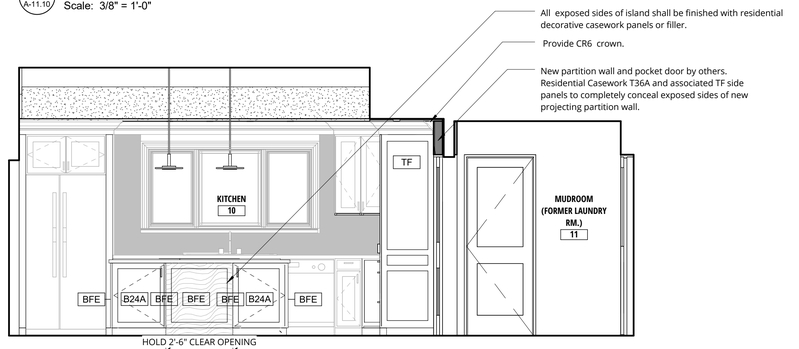

A4 A-11.10 Kitchen (West) Millwork
Scale: 3/8" = 1'-0"

LEGEND

UEP	RESIDENTIAL CASEWORK, COMPONENTS, AND TRIM. SEE PROJECT MANUAL FOR SCHEDULE. Notes: 1. Toe Kicks / Base shall be provided at all cabinets and are not tagged or called out on drawings, 2. Casework dimensions are approximate and intended to convey intent, actual casework may differ. All casework dimensions shall be coordinated with field conditions. Height shall be as required to achieve 34" and 36" finished countertop heights as indicated on plan. intended to convey intent, actual casework may differ.
XX##	SPECIALTY EQUIPMENT (APPLIANCES), PLUMBING FIXTURES AND CONTROLS (NOT IN CONTRACT). SEE PROJECT MANUAL FOR SCHEDULE PROVIDED FOR REFERENCE. • Schedules items hall be provided by Owner, installed by Others and coordinated with Residential Casework.

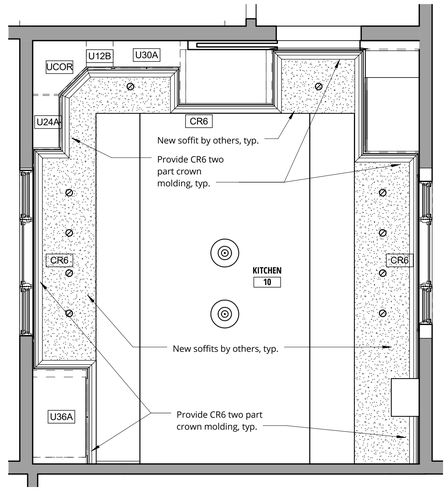

C3 A-11.10 Proposed Reflected Ceiling Plan Level 1 - Kitchen Millwork
Scale: 3/8" = 1'-0"

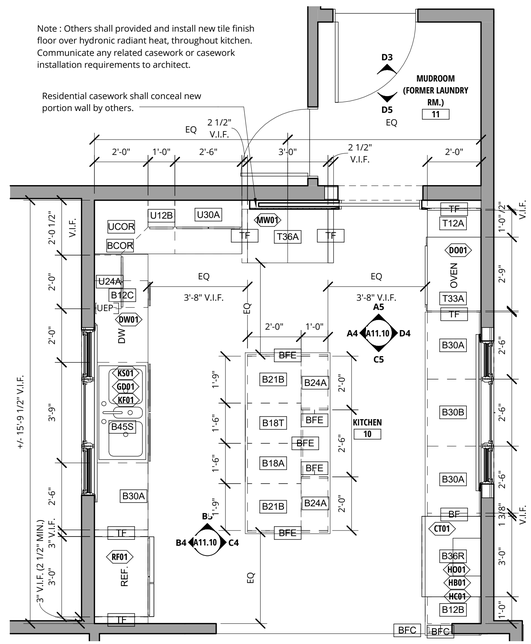

A3 A-11.10 Proposed Floor Plan - Level 1 Kitchen Millwork
Scale: 3/8" = 1'-0"

LLB ARCHITECTS
Lerner Ladds Bartels
161 Exchange St.
Pawtucket, RI 02860
401.421.7715
www.LLBarch.com

Renovation to the Rhode Island College
President's House
600 Mount Pleasant Avenue
Providence, RI 02908

Residential Casework Bid
NOT FOR CONSTRUCTION
January 7, 2017

REVISIONS

Millwork Plan, RCP & Elevations First Floor Kitchen

A-11.10