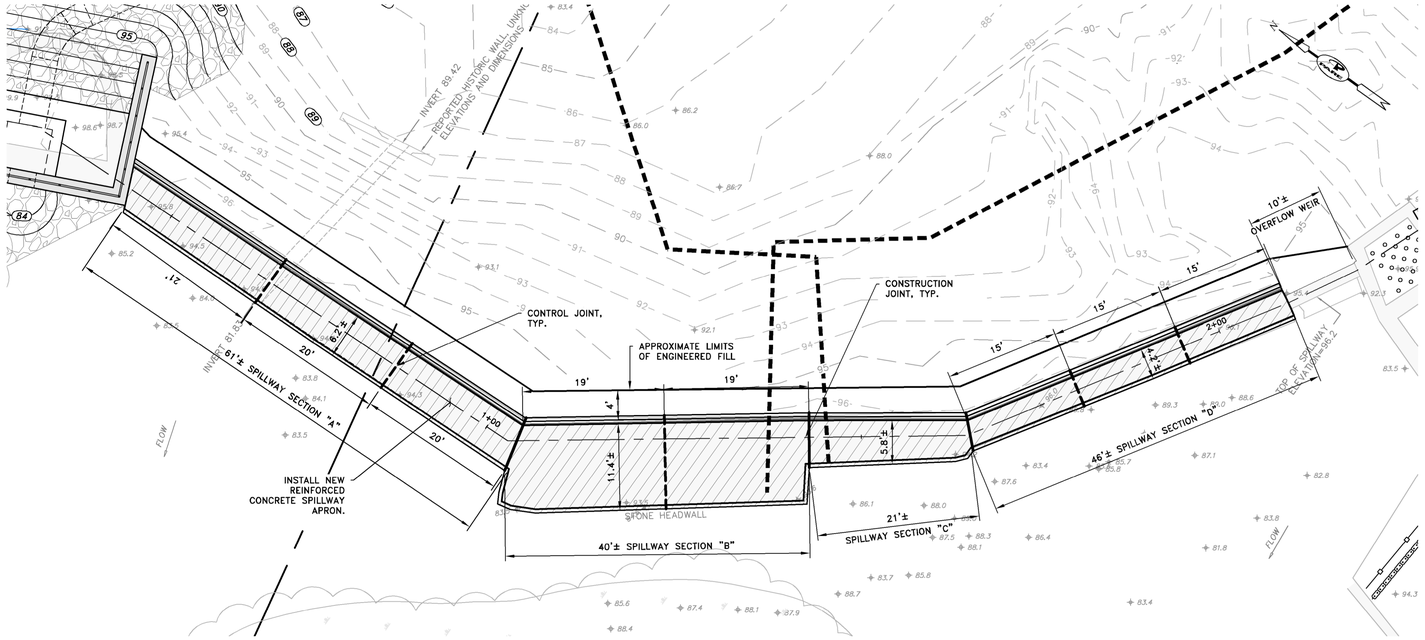

SPILLWAY APRON REPAIR PLAN

SCALE: 1"=10'

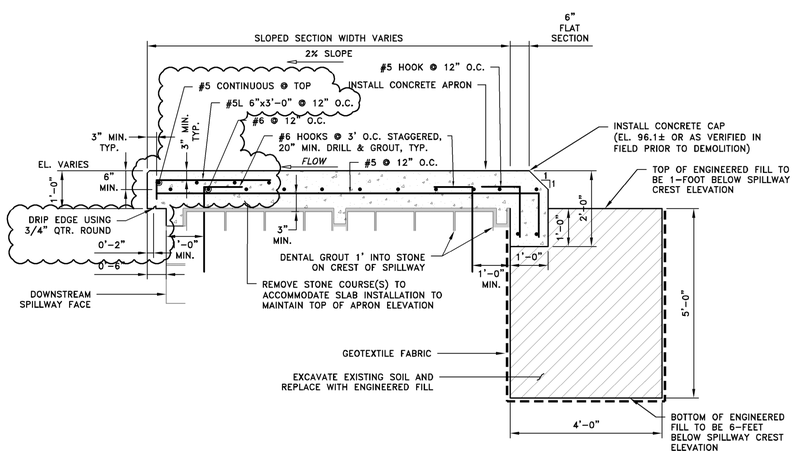

SPILLWAY APRON REPAIR DETAIL – SECTIONS "A" THROUGH "D"

SCALE: 1/2"=1'-0"

SPILLWAY REPAIR NOTES

1. HOOK BARS SHALL BE DRILLED AND GROUTED A MINIMUM OF 20" INTO UNDERLYING SPILLWAY STONE. EPOXY GROUT TO BE HILTI HIT-HY 200 OR EQUAL.
2. PRIOR TO DEMOLITION OF THE EXISTING SPILLWAY CAPLOG THE CONTRACTOR SHALL CONFIRM THE CREST ELEVATION. THE NEW SPILLWAY CAPLOG (FLAT SECTION) SHALL BE SET TO THE SAME ELEVATION.
3. THE CONSISTENCY OF THE DENTAL GROUT SHALL BE SUCH THAT THE GROUT DOES NOT RUN MORE THAN 1-FOOT INTO THE STONE MASONRY STRUCTURE.

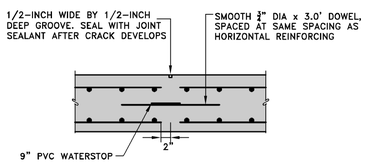

NOTES:
1. SPACE AT 20'-0" CENTER TO CENTER MAX.
2. CONSTRUCTION JOINT MAY BE SUBSTITUTED FOR A CONTROL JOINT.

TYPICAL SPILLWAY APRON CONTROL JOINT DETAIL

NOT TO SCALE

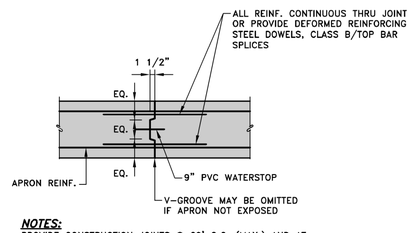

NOTES:
PROVIDE CONSTRUCTION JOINTS @ 60' O.C. (MAX.) AND AT CHANGES IN APRON LENGTH. ALTERNATE PLACING OF PANELS, ALLOWING 36 HOURS FROM THE END OF ONE POUR TO THE BEGINNING OF ADJACENT POURS.

TYPICAL SPILLWAY APRON CONSTRUCTION JOINT DETAIL

NOT TO SCALE

ISSUED FOR CONSTRUCTION

PARE
PARE CORPORATION
ENGINEERS - SCIENTISTS - PLANNERS
10 LINCOLN ROAD, SUITE 210
FOXBORO, MA 02035
508-543-1755

SCALE ADJUSTMENT GUIDE
0" 1"
BAR IS ONE INCH ON ORIGINAL DRAWING.

WYOMING UPPER RESERVOIR DAM REPAIRS

RI DAM No. 216
HOPKINTON/RICHMOND, RHODE ISLAND
OWNER: RI DEPARTMENT OF ENVIRONMENTAL MANAGEMENT

REVISIONS:

1	9/22/2020	REBAR EDITS

PROJECT NO.:	16226.00
DATE:	MAY 2020
SCALE:	AS NOTED
DESIGNED BY:	DRC/BD
CHECKED BY:	DRC
DRAWN BY:	JHG/LMC
APPROVED BY:	JMB

SPILLWAY APRON REPAIRS

FIGURE NO.: 7.0