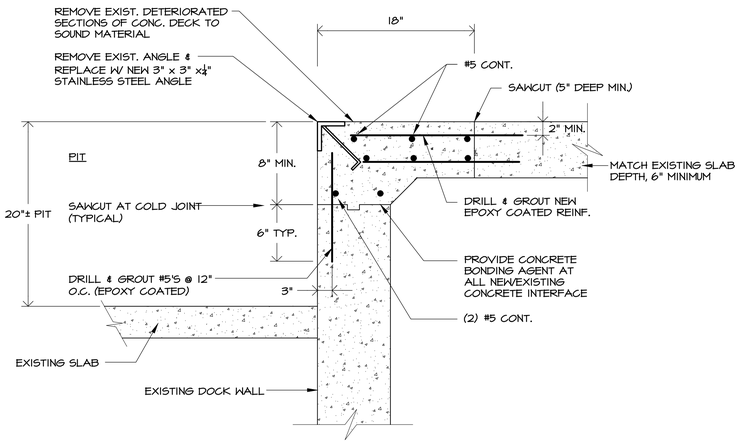

1/3 CONCRETE/ANGLE REPAIR DETAIL

SCALE = 1 1/2" = 1'-0"

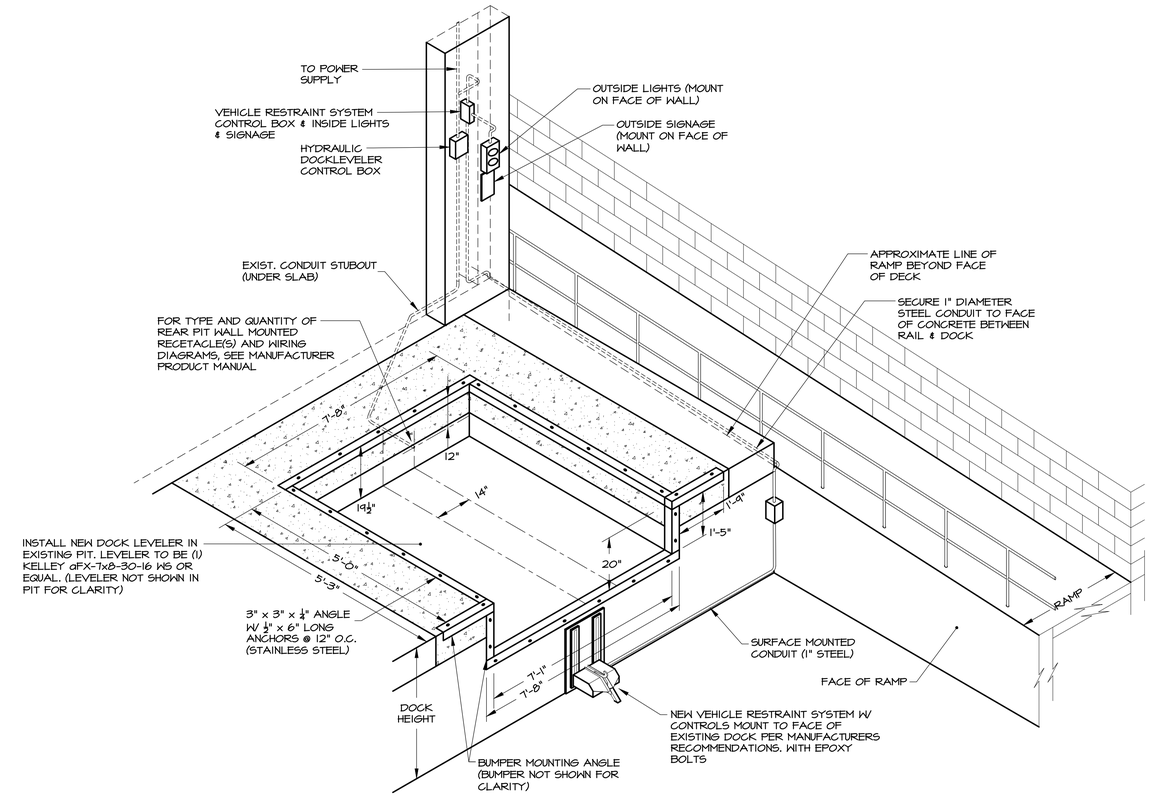

DOCKLEVER PIT DETAIL

NOT TO SCALE

NOTES:

GENERAL

1. ALL WORK SHALL CONFORM TO THE RHODE ISLAND STATE BUILDING CODE, ITS APPLICABLE STANDARDS, AND LOCAL CODES.
2. IT IS THE RESPONSIBILITY OF THE GENERAL CONTRACTOR TO VERIFY ALL EXISTING CONDITIONS AND DIMENSIONS AS THEY RELATE TO NEW CONSTRUCTION. REPORT TO THE ARCHITECT/ENGINEER ALL OBSERVATIONS AND ANY DISCREPANCIES BEFORE PROCEEDING WITH ANY WORK.
3. IT IS THE RESPONSIBILITY OF THE GENERAL CONTRACTOR TO PROVIDE FOR A SAFE AND EFFICIENT METHOD OF SHORING AND/OR BRACING THE EXISTING STRUCTURE DURING BOTH DEMOLITION AND NEW CONSTRUCTION PHASES.
4. SUBMIT COMPLETE SHOP DRAWINGS AND SCHEDULES OF ALL STRUCTURAL ELEMENTS TO THE ENGINEER FOR APPROVAL PRIOR TO FABRICATION.
5. THE GENERAL CONTRACTOR SHALL BE RESPONSIBLE FOR CONTACTING DIG-SAFE PRIOR TO STARTING ANY WORK.
6. PROVIDE CAULKED STEEL SLEEVES FOR ALL PIPE PENETRATIONS.
7. CONTRACT DOCUMENTS: THE CONTRACT DOCUMENTS CONSIST OF THE DRAWINGS AND SPECIFICATIONS, GENERAL CONDITIONS OF THE CONTRACT, OWNER-CONTRACTOR AGREEMENTS AND MODIFICATIONS ISSUED AFTER EXECUTION OF THE CONTRACT.
8. UNLESS INDICATED IN THE CONSTRUCTION DOCUMENTS AS NOT IN CONTRACT (N.I.C.) OR EXISTING, ALL ITEMS, MATERIALS AND THEIR INSTALLATION ARE PART OF THE CONSTRUCTION DOCUMENTS. PROVIDE ACCESSORIES, COMPONENTS AND ASSEMBLIES NECESSARY FOR THE WORK.
9. MATERIALS AND WORKMANSHIP: WHERE NEW AND OLD WORK JOIN, REMOVE, PATCH, REPAIR OR REFINISH ADJACENT SURFACES TO MATCH EXISTING CONDITIONS AS SPECIFIED, MATERIALS AND WORKMANSHIP, UNLESS OTHERWISE SHOWN OR SPECIFIED, SHALL COMPLY WITH THAT OF THE ORIGINAL WORK. WORK SHALL BE PERFORMED BY TRADES NORMALLY EXPECTED TO PERFORM PARTICULAR ITEMS OR TYPES OF WORK.

CONCRETE

1. ALL CONCRETE WORK SHALL CONFORM TO ACI 318 & 301 REQUIREMENTS.
2. CONCRETE SHALL HAVE THE FOLLOWING 28-DAY COMPRESSIVE STRENGTH:
   EXTERIOR SLABS ON GRADE - 4000 PSI
   ALL OTHER CONCRETE - 4000 PSI
3. CONCRETE REINFORCING SHALL BE IN ACCORDANCE WITH ASTM A615, GRADE 60. INSTALLATION SHALL BE IN ACCORDANCE WITH ACI 315 AND 318. (EPOXY COATED)
4. WELDED WIRE FABRIC SHALL BE IN ACCORDANCE WITH ASTM A185. (EPOXY COATED)
5. PROVIDE THE FOLLOWING MINIMUM REINFORCING COVER:

   A. CONC. EXPOSED TO WEATHER OR EARTH_____2 INCHES
   B. SLABS ON GRADE (STEEL BARS)_____2 INCHES
6. ENGINEERED FILL SHALL BE PLACED IN 8" LAYERS AND COMPACTED TO 95% MAX. DRY DENSITY.
7. PROVIDE CORNER BARS AT ALL WALL CORNERS & INTERSECTIONS MATCHING HORIZONTAL REINFORCEMENT WITH 2'-6" MINIMUM LAPS.
8. LAP ALL BARS 40 DIAMETERS MINIMUM OR AS NOTED.
9. PROVIDE TOTAL AIR ENTRAINMENT OF 6% (±) FOR ALL CONCRETE EXPOSED TO WEATHER.
10. REINFORCING FOR THE ELEVATED SLABS SHALL BE EPOXY COATED.
11. MAXIMUM WATER/CEMENT RATIO - W/C = 0.45. (USE SUPER PLASTICIZER AS REQUIRED FOR WORKABILITY.)
12. PROVIDE MATCHING DOWELS INTO FOUNDATION WALLS AT ALL VERTICAL 21. REINFORCEMENT.
13. SLABS SHALL BE CURED BY ONE OF THE FOLLOWING METHODS AND IN ACCORDANCE WITH THE PROVISIONS OF ACI 301; WET COVERING SUCH AS BURLAP, SPRINKLING/PONDING, CURING COMPOUNDS.
14. APPLY CURING AND SEALING COMPOUND PER MANUFACTURER'S REQUIREMENTS. AT SLABS WHICH ARE TO BE TREATED WITH CONCRETE HARDENER, USE WET CURING OR OTHER CURING COMPOUNDS WHICH WILL NOT LEAVE A FILM ARE ACCEPTABLE.

STRUCTURAL STEEL

1. ALL WORK SHALL CONFORM TO THE AMERICAN INSTITUTE OF STEEL CONSTRUCTION SPECIFICATIONS AND ITS CODE OF STANDARD PRACTICE. STRUCTURAL STEEL SHALL BE DESIGNED & DETAILED IN ACCORDANCE WITH THE "SPECIFICATION FOR STRUCTURAL STEEL BUILDINGS - ALLOWABLE STRESS DESIGN AND PLASTIC DESIGN," AND THE "CODE OF STANDARD PRACTICE" OF THE AISC.
2. WIDE FLANGE SHAPES SHALL CONFORM TO ASTM A992. CHANNELS SHALL CONFORM TO ASTM A572, GRADE 50. STRUCTURAL STEEL PLATES AND ANGLES SHALL CONFORM TO ASTM A36, UNLESS OTHERWISE NOTED.
3. ALL WELDING OPERATIONS SHALL BE PERFORMED BY AWS CERTIFIED WELDERS IN CONFORMANCE WITH ALL APPLICABLE REQUIREMENTS.
4. ANCHOR BOLTS SHALL BE ASTM A307 HEADED BOLTS OF THE DIAMETERS AND DIMENSIONS DETAILED, UNLESS OTHERWISE NOTED ON THE DRAWINGS.

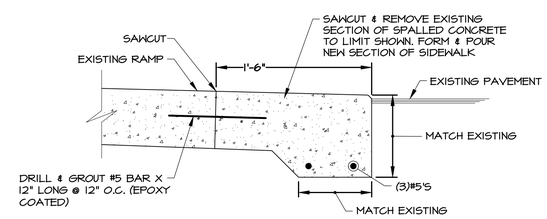

2/3 CONCRETE/ANGLE REPAIR DETAIL

SCALE = 1 1/2" = 1'-0"

MISC. DETAILS & GENERAL NOTES

KEVIN R. HARROP
No. 9200
REGISTERED PROFESSIONAL ENGINEER CIVIL

PROPOSED LOADING DOCK IMPROVEMENTS
PREPARED FOR
THE COMMUNITY COLLEGE OF RHODE ISLAND
LINCOLN, RHODE ISLAND

CAPUTO AND WICK LTD.
Land Surveying, Civil Engineering, Environmental Services, Traffic Engineering and Construction Engineering
1150 PAWTUCKET AVE.
RUMFORD, R.I. 02916-1897
Tel.: 401-434-8880 WWW.CWLTD.NET

DATE 3/31/19

SHEET 3 OF 3