STONE BARN ENVELOPE REPAIRS
COLT STATE PARK
ROUTE 114, BRISTOL, RHODE ISLAND 02809

BLOUNT · BENNETT
BBA
ARCHITECTS Ltd.

865 WATERMAN AVENUE UNIT B
EAST PROVIDENCE
RHODE ISLAND 02914

(401) 431-1922
Members AIA

www.bbaltd.com

e-mail : info@bbaltd.com

LIST OF DRAWINGS

NO.	SHEET NAME	ISSUED	REV'D
-	COVER SHEET	09-25-18	
AE100	BASEMENT FLOOR PLAN	09-25-18	
AE101	FIRST FLOOR PLAN	09-25-18	
AE102	SECOND FLOOR PLAN	09-25-18	
AE103	ROOF PLAN	09-25-18	
AE400	EXTERIOR ELEVATIONS	09-25-18	
AE401	EXTERIOR ELEVATIONS	09-25-18	
AE402	EXTERIOR ELEVATIONS	09-25-18	
AE403	EXTERIOR ELEVATIONS	09-25-18	
AE550	DETAILS	09-25-18	
AE551	DETAILS	09-25-18	
AE552	DETAILS	09-25-18	
AE553	DETAILS	09-25-18	
AE800	WINDOW REPAIR SCHEDULE	09-25-18	

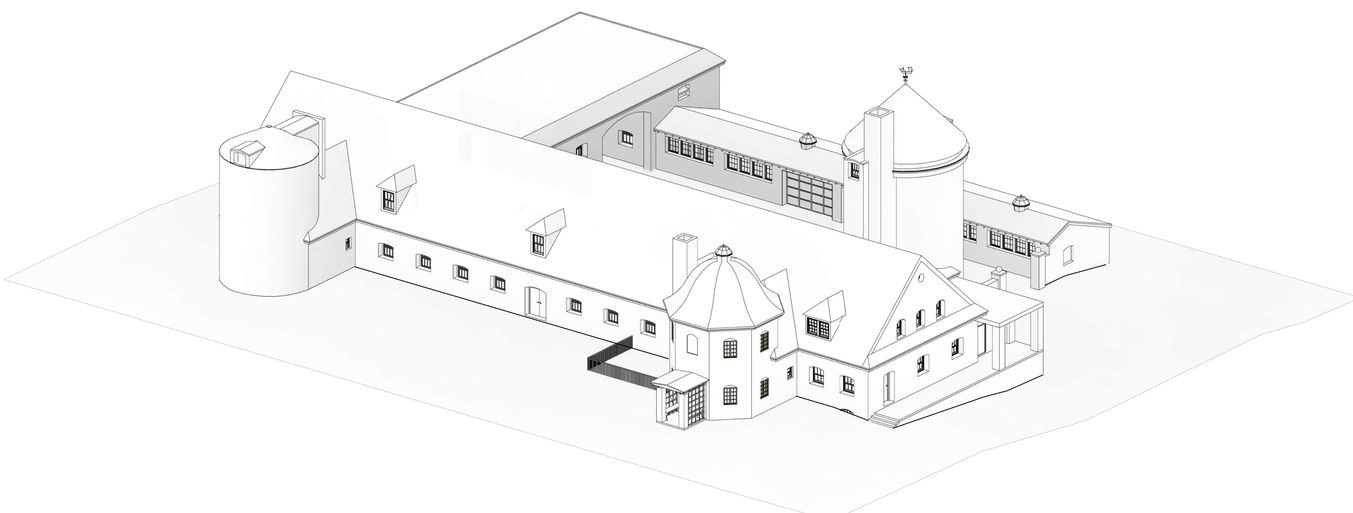

PROJECT LOCATION

LOCUS MAP

SCALE: NTS

STATE OF RHODE ISLAND
AND PROVIDENCE PLANTATIONS
BUILDING CODE COMMISSION

PLAN REVIEWER

Approved
RHODE ISLAND DIVISION OF STATE FIRE MARSHAL
11/29/2018 Christine.Kent

PROJECT TEAM INFORMATION:

GEORGE A. BENNETT JR. No. 1100 REGISTERED ARCHITECT

PROJECT TITLE:
STONE BARN ENVELOPE REPAIRS
COLT STATE PARK
ROUTE 114, BRISTOL, RHODE ISLAND 02809

DATE ISSUED: 09-25-18

PROJECT NO.: 1752

PROJECT STATUS: ISSUED FOR CONSTRUCTION

DRAWING SET:

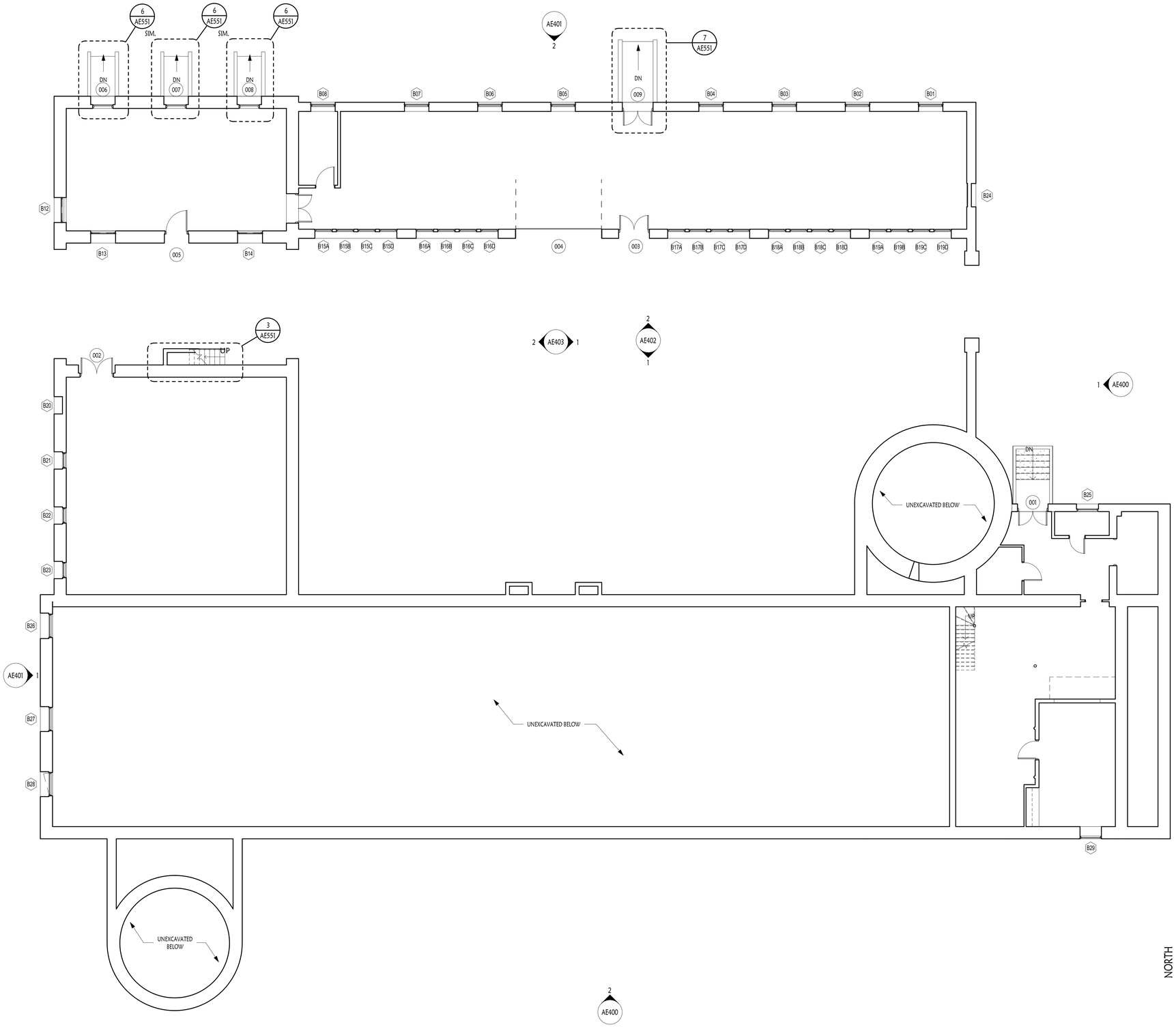

1 AE100

BASEMENT FLOOR PLAN

SCALE: 1/8" = 1'-0"

KEYNOTE LEGEND

A SPALLING / CRACKED / DAMAGED STONE OR MASONRY
- 1 REPAIR SPALLING STONE MASONRY - SEE SPECIFICATIONS FOR DETAILS
- 2 REPAIR CRACKED STONE MASONRY - SEE SPECIFICATIONS FOR DETAILS
- 3 FILL HOLES IN STONE MASONRY - SEE SPECIFICATIONS FOR DETAILS
- 4 REMOVE & REPLACE MASONRY UNIT IN-KIND, COLOR & PROFILE TO MATCH EXISTING PER SPECIFICATIONS UNLESS NOTED OTHERWISE

B EFFLORESCENCE OR BIOLOGICAL STAINING
- CLEAN EFFLORESCENCE AND/OR STAINING AND REMOVE ALL VEGETATION IN IT'S ENTIRETY SEE SPECIFICATIONS FOR CLEANING REQUIREMENTS

C MORTAR DETERIORATION
- REMOVE EXISTING MORTAR AND REPOINT STONE OR MASONRY, MATCH EXISTING COLOR AND PROFILE - SEE SPECIFICATIONS FOR MORTAR TYPE AND ADDITIONAL INFO.

D REPAIR / REPLACE DAMAGED OR MISSING CLAY ROOF TILE - SEE SPECIFICATION FOR DETAILS

E DAMAGED OR DETERIORATED WOOD TRIM
- 1 REMOVE EXISTING WOOD FINISH AND PREPARE / REPAIR WOOD FOR NEW FINISH IN KIND.
- 2 REPLACE DAMAGED OR DETERIORATED WOOD ELEMENTS IN KIND TO MATCH EXISTING.

F FAILED OR MISSING SEALANT
- REMOVE EXISTING SEALANT, CLEAN JOINT AND APPLY NEW SEALANT AS SPECIFIED

G REPAIR EXISTING ROOF EDGE / FASCIA

H REPAIR / REPLACE / PAINT RAILING
- REMOVE ALL RUST, CHIPPED & PEELING PAINT - CLEAN RAILING AND PAINT - SEE SEE SPECIFICATIONS FOR MORE INFORMATION

I REMOVE PLANT GROWTH AND CLEAN EXISTING SUBSTRATE AS REQUIRED - SEE SPECIFICATIONS FOR CLEANING REQUIREMENTS.

J DAMAGED FLASHING
- REPAIR OR REPLACED DAMAGED OR MISSING FLASHING IN KIND. SEE SPECIFICATIONS FOR DETAILS.

K SURFACE MOUNTED CONDUIT OR WIRING
- REMOVE AND RELOCATE THROUGH INTERIOR AS DIRECTED BY OWNER. CONFIRM SOURCE AND FUNCTION AND REPORT TO OWNER FOR DIRECTION PRIOR TO ANY RELOCATION WORK. IF DIRECTED TO LEAVE IN PLACE, PROVIDE CLEAN AND SEALED PENETRATION THROUGH BUILDING ENVELOPE AS REQUIRED AND PER SPECIFICATIONS.

L REPAIR EXISTING RAMP / WALKING SURFACE - SEE SPECIFICATIONS FOR CONCRETE AND UNIT MASONRY MAINTENANCE AND REPAIR INFORMATION
- 1. REPAIR / RESET EXISTING GRANITE STEPS
- 2. REPAIR / REPLACE EXISTING CONCRETE WALKING SURFACE
- 3. RESET / REPOINT EXISTING GRANITE EDGE STONES AS REQUIRED
- 4. REPAIR EXISTING RAILING. REMOVE ALL RUST, CHIPPED & PEELING PAINT. CLEAN AND REFINISH AS REQUIRED.
- 5. PROVIDE NEW CODE COMPLIANT GUARD / HAND RAIL AT STAIRS AND LANDING IF/AS REQUIRED BY AUTHORITY HAVING JURISDICTION. SEE SPECIFICATIONS FOR ADDITIONAL INFORMATION ON RAILING REQUIREMENTS.

M ASSESS EXISTING FLAT ROOF PITCH, CONDITION, AND DRAIN CAPACITY. REPLACE MEMBRANE ROOFING SYSTEM DOWN TO EXISTING DECK AND PROVIDE NEW ROOFING SYSTEM PER SPECIFICATIONS. CORRECT PITCH FOR POSITIVE DRAINAGE TOWARDS EXISTING CONCEALED GUTTER AND PROVIDE NEW LARGER CAPACITY ROOF DRAIN AND LEADER TO PREVENT RUNOFF ISSUES AND DETERIORATION IN THIS AREA. FLASH AND SEAL AS REQUIRED TO EXISTING ADJACENT SURFACES. SEE SPECIFICATIONS FOR DETAILS AND ADDITIONAL INFORMATION.

N PROVIDE PREVENTATIVE MEASURE TO DETER BIRD NESTING AT TOP OF CHIMNEY. EVALUATE CHIMNEY CONDITION FOLLOWING ANY REQUIRED MASONRY REPAIR AND PROVIDE DETERRENT MEASURE OF TYPE AND SIZE SUITABLE FOR APPLICATION AS REQUIRED. BASIS OF DESIGN SPECIFICATION: BIRD-B-GONE STAINLESS STEEL BIRD SPIKES OR APPROVED EQUAL. SUBMIT PRODUCT DATA FOR REVIEW AND APPROVAL. INSTALL PER MANUFACTURE AND PROVIDE MANUFACTURER'S STANDARD WARRANTY.

O REMOVE DEBRIS / CLEAN GUTTER / REPAIR OR REPLACE AS REQUIRED FOR PROPER FUNCTION.

P REMOVE AND DISPOSE OF EXISTING WOOD RAMP CONSTRUCTION AT THIS LOCATION. PROVIDE NEW CONCRETE RAMP IN ITS PLACE (SEE 04/AE552 FOR ADDITIONAL INFORMATION)

Q REPAIR DAMAGE TO EXISTING ASPHALT SHINGLED ROOFING / FLASHING AS REQUIRED IN KIND. SEE SPECIFICATIONS FOR ADDITIONAL INFORMATION AND REQUIREMENTS.

R EXISTING VENT / COVER
- -VERIFY CURRENT FUNCTION WITH OWNER. REPLACE IN KIND WITH NEW IF STILL IN OPERATION. IF ABANDONED, REMOVE AND INFILL WITH MASONRY TO MATCH EXISTING AS REQUIRED.

S REPLACE EXISTING GUTTER AND PROVIDE NEW RAIN LEADER TO GRADE AS REQUIRED. REPLACE / MODIFY GUTTER AS NECESSARY FOR PROPER DRAINAGE.

T SEE DETAIL 06/AE553 FOR PROPOSED INFILL AT TOWER OPENINGS

GENERAL NOTES

- REPAIR OR REPLACE WINDOWS IN KIND AS INDICATED ON WINDOW REPAIR SCHEDULE ON SHEET AE800. SEE HAZARDOUS MATERIAL INSPECTION REPORT AND ABATEMENT PLAN PROVIDED IN THE SPECIFICATIONS FOR ADDITIONAL SCOPE AS REQUIRED.
- ALL EXISTING EXTERIOR WOOD TRIM TO BE STRIPPED OF EXISTING FINISH, CLEANED, AND PREPARED FOR NEW PAINTED FINISH PER SPECIFICATIONS. REPAIR OR REPLACE ALL DAMAGED ELEMENTS IN KIND AS REQUIRED. SEE SPECIFICATIONS FOR ADDITIONAL INFORMATION AND REQUIREMENTS.
- ALL EXTERIOR DOORS HAVE BEEN MARKED WITH A DOOR NUMBER FOR IDENTIFICATION PURPOSES DURING CONSTRUCTION AND NO SCHEDULE HAS BEEN PROVIDED. DESIGN INTENT OF THESE DOCUMENTS IS TO FULLY REPAIR AND RESTORE ALL EXTERIOR WOOD DOORS AND ASSOCIATED TRIM IN KIND PER SPECIFICATIONS.
- ALL EXTERIOR CONCRETE, MASONRY, AND STONE AREAS TO UNDERGO AN OVERALL GENERAL CLEANING PER THE SPECIFICATION REQUIREMENTS OUTLINED IN THEIR RESPECTIVE SECTIONS, IN ADDITION TO THE ISOLATED AREAS OF WORK SPECIFICALLY IDENTIFIED THROUGHOUT THESE PROJECT DRAWINGS. G.C. TO CARRY THE COST FOR A COMPLETE OVERALL CLEANING AS A PART OF THE TOTAL PROJECT COST.

BLOUNT • BENNETT
BBA
ARCHITECTS Ltd.
865 WATERMAN AVENUE UNIT B
EAST PROVIDENCE
RHODE ISLAND 02914
TEL: (401) 431-1922
www.bbaltd.com
Members AIA

PROJECT NO.	1752
DRAWN BY	OR
CHECKED BY	GAB
DATE ISSUED	09-25-2018
REVISIONS	

© 2018
BLOUNT BENNETT ARCHITECTS LTD.

GEORGE A. BENNETT JR. No. 1100 REGISTERED ARCHITECT

PROJECT TITLE
STONE BARN ENVELOPE REPAIRS
COLT STATE PARK
ROUTE 114, BRISTOL, RHODE ISLAND 02809

DRAWING STATUS
ISSUED FOR CONSTRUCTION

DRAWING TITLE
BASEMENT FLOOR PLAN

SHEET NO.
AE100

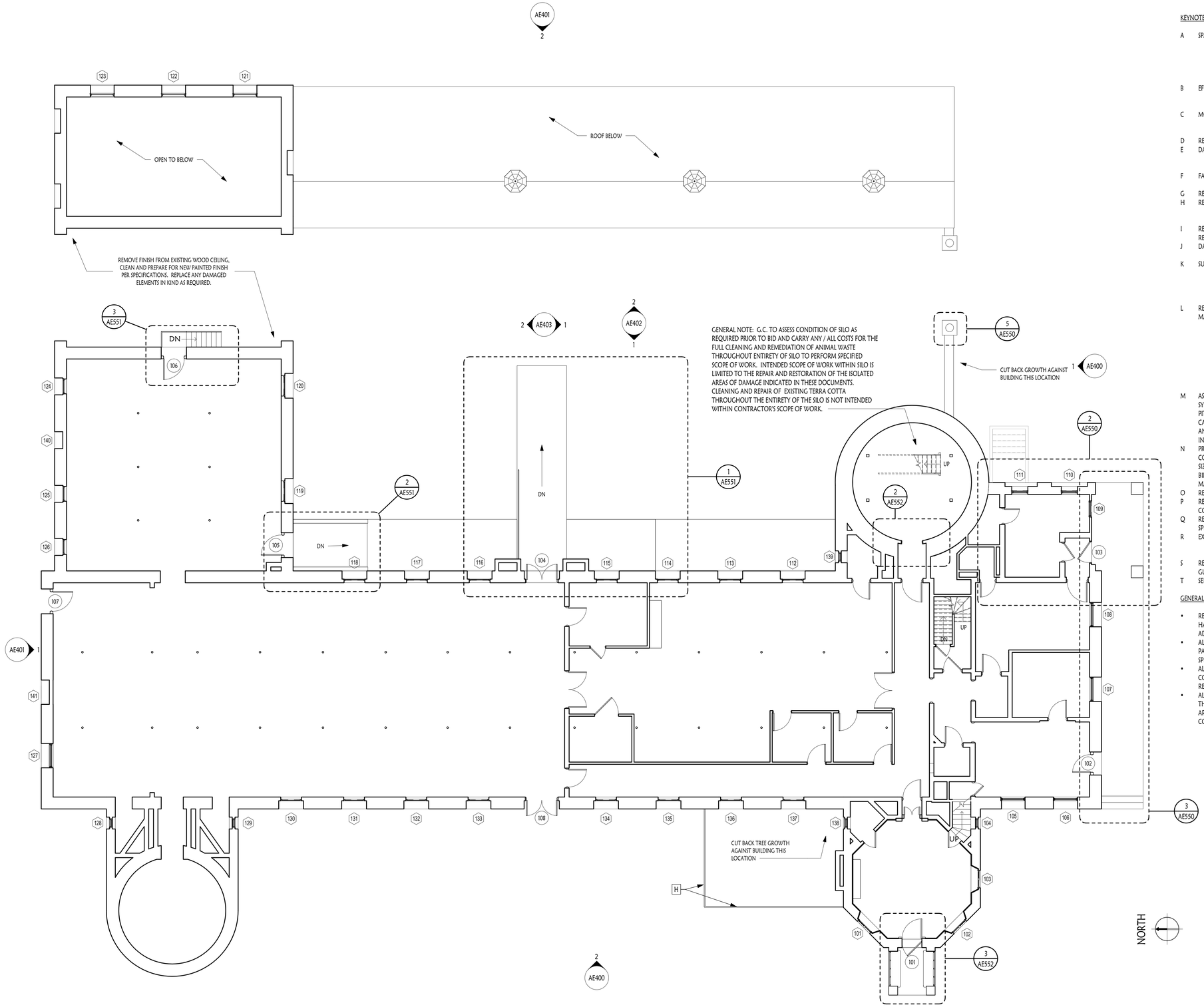

1 AE101 FIRST FLOOR PLAN

SCALE: 1/8" = 1'-0"

KEYNOTE LEGEND

A SPALLING / CRACKED / DAMAGED STONE OR MASONRY
- 1 REPAIR SPALLING STONE MASONRY - SEE SPECIFICATIONS FOR DETAILS
- 2 REPAIR CRACKED STONE MASONRY - SEE SPECIFICATIONS FOR DETAILS
- 3 FILL HOLES IN STONE MASONRY - SEE SPECIFICATIONS FOR DETAILS
- 4 REMOVE & REPLACE MASONRY UNIT IN-KIND, COLOR & PROFILE TO MATCH EXISTING PER SPECIFICATIONS UNLESS NOTED OTHERWISE

B EFFLORESCENCE OR BIOLOGICAL STAINING
- CLEAN EFFLORESCENCE AND/OR STAINING AND REMOVE ALL VEGETATION IN IT'S ENTIRETY SEE SPECIFICATIONS FOR CLEANING REQUIREMENTS

C MORTAR DETERIORATION
- REMOVE EXISTING MORTAR AND REPOINT STONE OR MASONRY, MATCH EXISTING COLOR AND PROFILE - SEE SPECIFICATIONS FOR MORTAR TYPE AND ADDITIONAL INFO.

D REPAIR / REPLACE DAMAGED OR MISSING CLAY ROOF TILE - SEE SPECIFICATION FOR DETAILS

E DAMAGED OR DETERIORATED WOOD TRIM
- 1 REMOVE EXISTING WOOD FINISH AND PREPARE / REPAIR WOOD FOR NEW FINISH IN KIND.
- 2 REPLACE DAMAGED OR DETERIORATED WOOD ELEMENTS IN KIND TO MATCH EXISTING.

F FAILED OR MISSING SEALANT
- REMOVE EXISTING SEALANT, CLEAN JOINT AND APPLY NEW SEALANT AS SPECIFIED

G REPAIR EXISTING ROOF EDGE / FASCIA

H REPAIR / REPLACE / PAINT RAILING
- REMOVE ALL RUST, CHIPPED & PEELING PAINT - CLEAN RAILING AND PAINT - SEE SEE SPECIFICATIONS FOR MORE INFORMATION

I REMOVE PLANT GROWTH AND CLEAN EXISTING SUBSTRATE AS REQUIRED - SEE SPECIFICATIONS FOR CLEANING REQUIREMENTS.

J DAMAGED FLASHING
- REPAIR OR REPLACED DAMAGED OR MISSING FLASHING IN KIND. SEE SPECIFICATIONS FOR DETAILS.

K SURFACE MOUNTED CONDUIT OR WIRING
- REMOVE AND RELOCATE THROUGH INTERIOR AS DIRECTED BY OWNER. CONFIRM SOURCE AND FUNCTION AND REPORT TO OWNER FOR DIRECTION PRIOR TO ANY RELOCATION WORK. IF DIRECTED TO LEAVE IN PLACE, PROVIDE CLEAN AND SEALED PENETRATION THROUGH BUILDING ENVELOPE AS REQUIRED AND PER SPECIFICATIONS.

L REPAIR EXISTING RAMP / WALKING SURFACE - SEE SPECIFICATIONS FOR CONCRETE AND UNIT MASONRY MAINTENANCE AND REPAIR INFORMATION
- 1. REPAIR / RESET EXISTING GRANITE STEPS
- 2. REPAIR / REPLACE EXISTING CONCRETE WALKING SURFACE
- 3. RESET / REPOINT EXISTING GRANITE EDGE STONES AS REQUIRED
- 4. REPAIR EXISTING RAILING. REMOVE ALL RUST, CHIPPED & PEELING PAINT. CLEAN AND REFINISH AS REQUIRED.
- 5. PROVIDE NEW CODE COMPLIANT GUARD / HAND RAIL AT STAIRS AND LANDING IF/AS REQUIRED BY AUTHORITY HAVING JURISDICTION. SEE SPECIFICATIONS FOR ADDITIONAL INFORMATION ON RAILING REQUIREMENTS.

M ASSESS EXISTING FLAT ROOF PITCH, CONDITION, AND DRAIN CAPACITY. REPLACE MEMBRANE ROOFING SYSTEM DOWN TO EXISTING DECK AND PROVIDE NEW ROOFING SYSTEM PER SPECIFICATIONS. CORRECT PITCH FOR POSITIVE DRAINAGE TOWARDS EXISTING CONCEALED GUTTER AND PROVIDE NEW LARGER CAPACITY ROOF DRAIN AND LEADER TO PREVENT RUNOFF ISSUES AND DETERIORATION IN THIS AREA. FLASH AND SEAL AS REQUIRED TO EXISTING ADJACENT SURFACES. SEE SPECIFICATIONS FOR DETAILS AND ADDITIONAL INFORMATION.

N PROVIDE PREVENTATIVE MEASURE TO DETER BIRD NESTING AT TOP OF CHIMNEY. EVALUATE CHIMNEY CONDITION FOLLOWING ANY REQUIRED MASONRY REPAIR AND PROVIDE DETERRENT MEASURE OF TYPE AND SIZE SUITABLE FOR APPLICATION AS REQUIRED. BASIS OF DESIGN SPECIFICATION: BIRD-B-GONE STAINLESS STEEL BIRD SPIKES OR APPROVED EQUAL. SUBMIT PRODUCT DATA FOR REVIEW AND APPROVAL. INSTALL PER MANUFACTURE AND PROVIDE MANUFACTURER'S STANDARD WARRANTY.

O REMOVE DEBRIS / CLEAN GUTTER / REPAIR OR REPLACE AS REQUIRED FOR PROPER FUNCTION.

P REMOVE AND DISPOSE OF EXISTING WOOD RAMP CONSTRUCTION AT THIS LOCATION. PROVIDE NEW CONCRETE RAMP IN ITS PLACE (SEE 04/AE552 FOR ADDITIONAL INFORMATION)

Q REPAIR DAMAGE TO EXISTING ASPHALT SHINGLED ROOFING / FLASHING AS REQUIRED IN KIND. SEE SPECIFICATIONS FOR ADDITIONAL INFORMATION AND REQUIREMENTS.

R EXISTING VENT / COVER
- -VERIFY CURRENT FUNCTION WITH OWNER. REPLACE IN KIND WITH NEW IF STILL IN OPERATION. IF ABANDONED, REMOVE AND INFILL WITH MASONRY TO MATCH EXISTING AS REQUIRED.

S REPLACE EXISTING GUTTER AND PROVIDE NEW RAIN LEADER TO GRADE AS REQUIRED. REPLACE / MODIFY GUTTER AS NECESSARY FOR PROPER DRAINAGE.

T SEE DETAIL 06/AE553 FOR PROPOSED INFILL AT TOWER OPENINGS

GENERAL NOTES

- REPAIR OR REPLACE WINDOWS IN KIND AS INDICATED ON WINDOW REPAIR SCHEDULE ON SHEET AE800. SEE HAZARDOUS MATERIAL INSPECTION REPORT AND ABATEMENT PLAN PROVIDED IN THE SPECIFICATIONS FOR ADDITIONAL SCOPE AS REQUIRED.
- ALL EXISTING EXTERIOR WOOD TRIM TO BE STRIPPED OF EXISTING FINISH, CLEANED, AND PREPARED FOR NEW PAINTED FINISH PER SPECIFICATIONS. REPAIR OR REPLACE ALL DAMAGED ELEMENTS IN KIND AS REQUIRED. SEE SPECIFICATIONS FOR ADDITIONAL INFORMATION AND REQUIREMENTS.
- ALL EXTERIOR DOORS HAVE BEEN MARKED WITH A DOOR NUMBER FOR IDENTIFICATION PURPOSES DURING CONSTRUCTION AND NO SCHEDULE HAS BEEN PROVIDED. DESIGN INTENT OF THESE DOCUMENTS IS TO FULLY REPAIR AND RESTORE ALL EXTERIOR WOOD DOORS AND ASSOCIATED TRIM IN KIND PER SPECIFICATIONS.
- ALL EXTERIOR CONCRETE, MASONRY, AND STONE AREAS TO UNDERGO AN OVERALL GENERAL CLEANING PER THE SPECIFICATION REQUIREMENTS OUTLINED IN THEIR RESPECTIVE SECTIONS, IN ADDITION TO THE ISOLATED AREAS OF WORK SPECIFICALLY IDENTIFIED THROUGHOUT THESE PROJECT DRAWINGS. G.C. TO CARRY THE COST FOR A COMPLETE OVERALL CLEANING AS A PART OF THE TOTAL PROJECT COST.

BLOUNT • BENNETT
BBA
ARCHITECTS Ltd.
865 WATERMAN AVENUE UNIT B
EAST PROVIDENCE
RHODE ISLAND 02914
TEL: (401) 431-1922
www.bbaltd.com
Members AIA

PROJECT NO.	1752
DRAWN BY	OR
CHECKED BY	GAB
DATE ISSUED	09-25-2018
REVISIONS	

© 2018
BLOUNT BENNETT ARCHITECTS LTD.

GEORGE A. BENNETT, JR. No. 1100 REGISTERED ARCHITECT

PROJECT TITLE
STONE BARN ENVELOPE REPAIRS
COLT STATE PARK
ROUTE 114, BRISTOL, RHODE ISLAND 02809

DRAWING STATUS
ISSUED FOR CONSTRUCTION

DRAWING TITLE
FIRST FLOOR PLAN

SHEET NO.
AE101

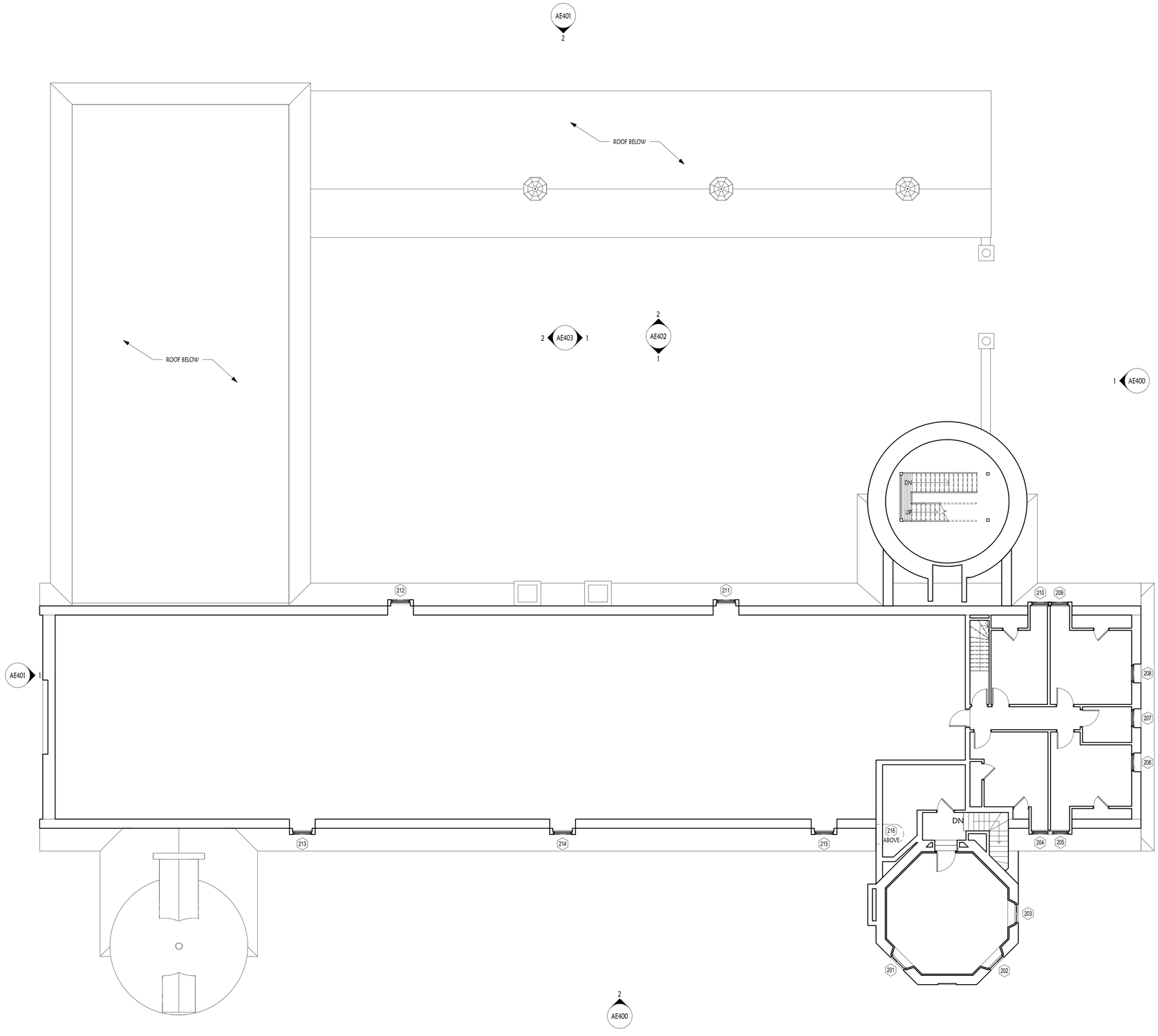

1 AE102 SECOND FLOOR PLAN

SCALE: 1/8" = 1'-0"

KEYNOTE LEGEND

A SPALLING / CRACKED / DAMAGED STONE OR MASONRY
- 1 REPAIR SPALLING STONE MASONRY - SEE SPECIFICATIONS FOR DETAILS
- 2 REPAIR CRACKED STONE MASONRY - SEE SPECIFICATIONS FOR DETAILS
- 3 FILL HOLES IN STONE MASONRY - SEE SPECIFICATIONS FOR DETAILS
- 4 REMOVE & REPLACE MASONRY UNIT IN-KIND, COLOR & PROFILE TO MATCH EXISTING PER SPECIFICATIONS UNLESS NOTED OTHERWISE

B EFFLORESCENCE OR BIOLOGICAL STAINING
- CLEAN EFFLORESCENCE AND/OR STAINING AND REMOVE ALL VEGETATION IN IT'S ENTIRETY SEE SPECIFICATIONS FOR CLEANING REQUIREMENTS

C MORTAR DETERIORATION
- REMOVE EXISTING MORTAR AND REPOINT STONE OR MASONRY, MATCH EXISTING COLOR AND PROFILE - SEE SPECIFICATIONS FOR MORTAR TYPE AND ADDITIONAL INFO.

D REPAIR / REPLACE DAMAGED OR MISSING CLAY ROOF TILE - SEE SPECIFICATION FOR DETAILS

E DAMAGED OR DETERIORATED WOOD TRIM
- 1 REMOVE EXISTING WOOD FINISH AND PREPARE / REPAIR WOOD FOR NEW FINISH IN KIND.
- 2 REPLACE DAMAGED OR DETERIORATED WOOD ELEMENTS IN KIND TO MATCH EXISTING.

F FAILED OR MISSING SEALANT
- REMOVE EXISTING SEALANT, CLEAN JOINT AND APPLY NEW SEALANT AS SPECIFIED

G REPAIR EXISTING ROOF EDGE / FASCIA

H REPAIR / REPLACE / PAINT RAILING
- REMOVE ALL RUST, CHIPPED & PEELING PAINT - CLEAN RAILING AND PAINT - SEE SEE SPECIFICATIONS FOR MORE INFORMATION

I REMOVE PLANT GROWTH AND CLEAN EXISTING SUBSTRATE AS REQUIRED - SEE SPECIFICATIONS FOR CLEANING REQUIREMENTS.

J DAMAGED FLASHING
- REPAIR OR REPLACED DAMAGED OR MISSING FLASHING IN KIND. SEE SPECIFICATIONS FOR DETAILS.

K SURFACE MOUNTED CONDUIT OR WIRING
- REMOVE AND RELOCATE THROUGH INTERIOR AS DIRECTED BY OWNER. CONFIRM SOURCE AND FUNCTION AND REPORT TO OWNER FOR DIRECTION PRIOR TO ANY RELOCATION WORK. IF DIRECTED TO LEAVE IN PLACE, PROVIDE CLEAN AND SEALED PENETRATION THROUGH BUILDING ENVELOPE AS REQUIRED AND PER SPECIFICATIONS.

L REPAIR EXISTING RAMP / WALKING SURFACE - SEE SPECIFICATIONS FOR CONCRETE AND UNIT MASONRY MAINTENANCE AND REPAIR INFORMATION
- 1. REPAIR / RESET EXISTING GRANITE STEPS
- 2. REPAIR / REPLACE EXISTING CONCRETE WALKING SURFACE
- 3. RESET / REPOINT EXISTING GRANITE EDGE STONES AS REQUIRED
- 4. REPAIR EXISTING RAILING. REMOVE ALL RUST, CHIPPED & PEELING PAINT. CLEAN AND REFINISH AS REQUIRED.
- 5. PROVIDE NEW CODE COMPLIANT GUARD / HAND RAIL AT STAIRS AND LANDING IF/AS REQUIRED BY AUTHORITY HAVING JURISDICTION. SEE SPECIFICATIONS FOR ADDITIONAL INFORMATION ON RAILING REQUIREMENTS.

M ASSESS EXISTING FLAT ROOF PITCH, CONDITION, AND DRAIN CAPACITY. REPLACE MEMBRANE ROOFING SYSTEM DOWN TO EXISTING DECK AND PROVIDE NEW ROOFING SYSTEM PER SPECIFICATIONS. CORRECT PITCH FOR POSITIVE DRAINAGE TOWARDS EXISTING CONCEALED GUTTER AND PROVIDE NEW LARGER CAPACITY ROOF DRAIN AND LEADER TO PREVENT RUNOFF ISSUES AND DETERIORATION IN THIS AREA. FLASH AND SEAL AS REQUIRED TO EXISTING ADJACENT SURFACES. SEE SPECIFICATIONS FOR DETAILS AND ADDITIONAL INFORMATION.

N PROVIDE PREVENTATIVE MEASURE TO DETER BIRD NESTING AT TOP OF CHIMNEY. EVALUATE CHIMNEY CONDITION FOLLOWING ANY REQUIRED MASONRY REPAIR AND PROVIDE DETERRENT MEASURE OF TYPE AND SIZE SUITABLE FOR APPLICATION AS REQUIRED. BASIS OF DESIGN SPECIFICATION: BIRD-B-GONE STAINLESS STEEL BIRD SPIKES OR APPROVED EQUAL. SUBMIT PRODUCT DATA FOR REVIEW AND APPROVAL. INSTALL PER MANUFACTURE AND PROVIDE MANUFACTURER'S STANDARD WARRANTY.

O REMOVE DEBRIS / CLEAN GUTTER / REPAIR OR REPLACE AS REQUIRED FOR PROPER FUNCTION.

P REMOVE AND DISPOSE OF EXISTING WOOD RAMP CONSTRUCTION AT THIS LOCATION. PROVIDE NEW CONCRETE RAMP IN ITS PLACE (SEE 04/AE552 FOR ADDITIONAL INFORMATION)

Q REPAIR DAMAGE TO EXISTING ASPHALT SHINGLED ROOFING / FLASHING AS REQUIRED IN KIND. SEE SPECIFICATIONS FOR ADDITIONAL INFORMATION AND REQUIREMENTS.

R EXISTING VENT / COVER
- VERIFY CURRENT FUNCTION WITH OWNER. REPLACE IN KIND WITH NEW IF STILL IN OPERATION. IF ABANDONED, REMOVE AND INFILL WITH MASONRY TO MATCH EXISTING AS REQUIRED.

S REPLACE EXISTING GUTTER AND PROVIDE NEW RAIN LEADER TO GRADE AS REQUIRED. REPLACE / MODIFY GUTTER AS NECESSARY FOR PROPER DRAINAGE.

T SEE DETAIL 06/AE553 FOR PROPOSED INFILL AT TOWER OPENINGS

GENERAL NOTES

- REPAIR OR REPLACE WINDOWS IN KIND AS INDICATED ON WINDOW REPAIR SCHEDULE ON SHEET AE800. SEE HAZARDOUS MATERIAL INSPECTION REPORT AND ABATEMENT PLAN PROVIDED IN THE SPECIFICATIONS FOR ADDITIONAL SCOPE AS REQUIRED.
- ALL EXISTING EXTERIOR WOOD TRIM TO BE STRIPPED OF EXISTING FINISH, CLEANED, AND PREPARED FOR NEW PAINTED FINISH PER SPECIFICATIONS. REPAIR OR REPLACE ALL DAMAGED ELEMENTS IN KIND AS REQUIRED. SEE SPECIFICATIONS FOR ADDITIONAL INFORMATION AND REQUIREMENTS.
- ALL EXTERIOR DOORS HAVE BEEN MARKED WITH A DOOR NUMBER FOR IDENTIFICATION PURPOSES DURING CONSTRUCTION AND NO SCHEDULE HAS BEEN PROVIDED. DESIGN INTENT OF THESE DOCUMENTS IS TO FULLY REPAIR AND RESTORE ALL EXTERIOR WOOD DOORS AND ASSOCIATED TRIM IN KIND PER SPECIFICATIONS.
- ALL EXTERIOR CONCRETE, MASONRY, AND STONE AREAS TO UNDERGO AN OVERALL GENERAL CLEANING PER THE SPECIFICATION REQUIREMENTS OUTLINED IN THEIR RESPECTIVE SECTIONS. IN ADDITION TO THE ISOLATED AREAS OF WORK SPECIFICALLY IDENTIFIED THROUGHOUT THESE PROJECT DRAWINGS. G.C. TO CARRY THE COST FOR A COMPLETE OVERALL CLEANING AS A PART OF THE TOTAL PROJECT COST.

BLOUNT • BENNETT
BBA
ARCHITECTS Ltd.
865 WATERMAN AVENUE UNIT B
EAST PROVIDENCE
RHODE ISLAND 02914
TEL: (401) 431-1922
www.bbaltd.com
Members AIA

PROJECT NO.	1752
DRAWN BY	OR
CHECKED BY	GAB
DATE ISSUED	09-25-2018
REVISIONS	

© 2018
BLOUNT BENNETT ARCHITECTS LTD.

GEORGE A. BENNETT JR. No. 1300 REGISTERED ARCHITECT

PROJECT TITLE
STONE BARN ENVELOPE REPAIRS
COLT STATE PARK
ROUTE 114, BRISTOL, RHODE ISLAND 02809

DRAWING STATUS
ISSUED FOR CONSTRUCTION

DRAWING TITLE
SECOND FLOOR PLAN

SHEET NO.
AE102

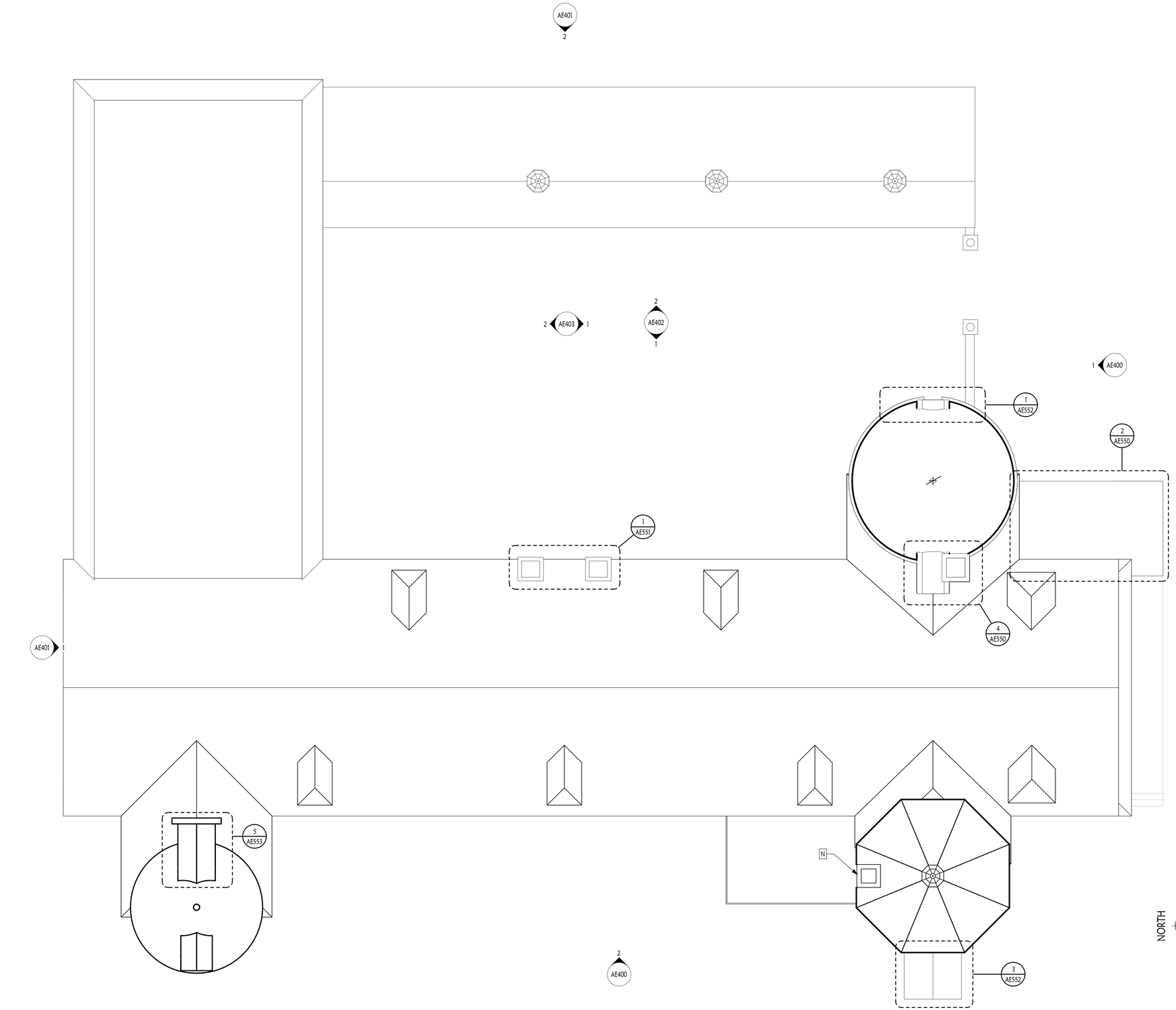

1 AE103 ROOF PLAN

SCALE: 1/8" = 1'-0"

KEYNOTE LEGEND

A SPALLING / CRACKED / DAMAGED STONE OR MASONRY
- 1 REPAIR SPALLING STONE MASONRY - SEE SPECIFICATIONS FOR DETAILS
- 2 REPAIR CRACKED STONE MASONRY - SEE SPECIFICATIONS FOR DETAILS
- 3 FILL HOLES IN STONE MASONRY - SEE SPECIFICATIONS FOR DETAILS
- 4 REMOVE & REPLACE MASONRY UNIT IN-KIND, COLOR & PROFILE TO MATCH EXISTING PER SPECIFICATIONS UNLESS NOTED OTHERWISE

B EFFLORESCENCE OR BIOLOGICAL STAINING
- CLEAN EFFLORESCENCE AND/OR STAINING AND REMOVE ALL VEGETATION IN IT'S ENTIRETY SEE SPECIFICATIONS FOR CLEANING REQUIREMENTS

C MORTAR DETERIORATION
- REMOVE EXISTING MORTAR AND REPOINT STONE OR MASONRY, MATCH EXISTING COLOR AND PROFILE - SEE SPECIFICATIONS FOR MORTAR TYPE AND ADDITIONAL INFO.

D REPAIR / REPLACE DAMAGED OR MISSING CLAY ROOF TILE - SEE SPECIFICATION FOR DETAILS

E DAMAGED OR DETERIORATED WOOD TRIM
- 1 REMOVE EXISTING WOOD FINISH AND PREPARE / REPAIR WOOD FOR NEW FINISH IN KIND.
- 2 REPLACE DAMAGED OR DETERIORATED WOOD ELEMENTS IN KIND TO MATCH EXISTING.

F FAILED OR MISSING SEALANT
- REMOVE EXISTING SEALANT, CLEAN JOINT AND APPLY NEW SEALANT AS SPECIFIED

G REPAIR EXISTING ROOF EDGE / FASCIA

H REPAIR / REPLACE / PAINT RAILING
- REMOVE ALL RUST, CHIPPED & PEELING PAINT - CLEAN RAILING AND PAINT - SEE SEE SPECIFICATIONS FOR MORE INFORMATION

I REMOVE PLANT GROWTH AND CLEAN EXISTING SUBSTRATE AS REQUIRED - SEE SPECIFICATIONS FOR CLEANING REQUIREMENTS.

J DAMAGED FLASHING
- REPAIR OR REPLACED DAMAGED OR MISSING FLASHING IN KIND. SEE SPECIFICATIONS FOR DETAILS.

K SURFACE MOUNTED CONDUIT OR WIRING
- REMOVE AND RELOCATE THROUGH INTERIOR AS DIRECTED BY OWNER. CONFIRM SOURCE AND FUNCTION AND REPORT TO OWNER FOR DIRECTION PRIOR TO ANY RELOCATION WORK. IF DIRECTED TO LEAVE IN PLACE, PROVIDE CLEAN AND SEALED PENETRATION THROUGH BUILDING ENVELOPE AS REQUIRED AND PER SPECIFICATIONS.

L REPAIR EXISTING RAMP / WALKING SURFACE - SEE SPECIFICATIONS FOR CONCRETE AND UNIT MASONRY MAINTENANCE AND REPAIR INFORMATION
- 1. REPAIR / RESET EXISTING GRANITE STEPS
- 2. REPAIR / REPLACE EXISTING CONCRETE WALKING SURFACE
- 3. RESET / REPOINT EXISTING GRANITE EDGE STONES AS REQUIRED
- 4. REPAIR EXISTING RAILING. REMOVE ALL RUST, CHIPPED & PEELING PAINT. CLEAN AND REFINISH AS REQUIRED.
- 5. PROVIDE NEW CODE COMPLIANT GUARD / HAND RAIL AT STAIRS AND LANDING IF/AS REQUIRED BY AUTHORITY HAVING JURISDICTION. SEE SPECIFICATIONS FOR ADDITIONAL INFORMATION ON RAILING REQUIREMENTS.

M ASSESS EXISTING FLAT ROOF PITCH, CONDITION, AND DRAIN CAPACITY. REPLACE MEMBRANE ROOFING SYSTEM DOWN TO EXISTING DECK AND PROVIDE NEW ROOFING SYSTEM PER SPECIFICATIONS. CORRECT PITCH FOR POSITIVE DRAINAGE TOWARDS EXISTING CONCEALED GUTTER AND PROVIDE NEW LARGER CAPACITY ROOF DRAIN AND LEADER TO PREVENT RUNOFF ISSUES AND DETERIORATION IN THIS AREA. FLASH AND SEAL AS REQUIRED TO EXISTING ADJACENT SURFACES. SEE SPECIFICATIONS FOR DETAILS AND ADDITIONAL INFORMATION.

N PROVIDE PREVENTATIVE MEASURE TO DETER BIRD NESTING AT TOP OF CHIMNEY. EVALUATE CHIMNEY CONDITION FOLLOWING ANY REQUIRED MASONRY REPAIR AND PROVIDE DETERRENT MEASURE OF TYPE AND SIZE SUITABLE FOR APPLICATION AS REQUIRED. BASIS OF DESIGN SPECIFICATION: BIRD-B-GONE STAINLESS STEEL BIRD SPIKES OR APPROVED EQUAL. SUBMIT PRODUCT DATA FOR REVIEW AND APPROVAL. INSTALL PER MANUFACTURE AND PROVIDE MANUFACTURER'S STANDARD WARRANTY.

O REMOVE DEBRIS / CLEAN GUTTER / REPAIR OR REPLACE AS REQUIRED FOR PROPER FUNCTION.

P REMOVE AND DISPOSE OF EXISTING WOOD RAMP CONSTRUCTION AT THIS LOCATION. PROVIDE NEW CONCRETE RAMP IN ITS PLACE (SEE 04/AE552 FOR ADDITIONAL INFORMATION)

Q REPAIR DAMAGE TO EXISTING ASPHALT SHINGLED ROOFING / FLASHING AS REQUIRED IN KIND. SEE SPECIFICATIONS FOR ADDITIONAL INFORMATION AND REQUIREMENTS.

R EXISTING VENT / COVER
- VERIFY CURRENT FUNCTION WITH OWNER. REPLACE IN KIND WITH NEW IF STILL IN OPERATION. IF ABANDONED, REMOVE AND INFILL WITH MASONRY TO MATCH EXISTING AS REQUIRED.

S REPLACE EXISTING GUTTER AND PROVIDE NEW RAIN LEADER TO GRADE AS REQUIRED. REPLACE / MODIFY GUTTER AS NECESSARY FOR PROPER DRAINAGE.

T SEE DETAIL 06/AE553 FOR PROPOSED INFILL AT TOWER OPENINGS

GENERAL NOTES

- REPAIR OR REPLACE WINDOWS IN KIND AS INDICATED ON WINDOW REPAIR SCHEDULE ON SHEET AE800. SEE HAZARDOUS MATERIAL INSPECTION REPORT AND ABATEMENT PLAN PROVIDED IN THE SPECIFICATIONS FOR ADDITIONAL SCOPE AS REQUIRED.
- ALL EXISTING EXTERIOR WOOD TRIM TO BE STRIPPED OF EXISTING FINISH, CLEANED, AND PREPARED FOR NEW PAINTED FINISH PER SPECIFICATIONS. REPAIR OR REPLACE ALL DAMAGED ELEMENTS IN KIND AS REQUIRED. SEE SPECIFICATIONS FOR ADDITIONAL INFORMATION AND REQUIREMENTS.
- ALL EXTERIOR DOORS HAVE BEEN MARKED WITH A DOOR NUMBER FOR IDENTIFICATION PURPOSES DURING CONSTRUCTION AND NO SCHEDULE HAS BEEN PROVIDED. DESIGN INTENT OF THESE DOCUMENTS IS TO FULLY REPAIR AND RESTORE ALL EXTERIOR WOOD DOORS AND ASSOCIATED TRIM IN KIND PER SPECIFICATIONS.
- ALL EXTERIOR CONCRETE, MASONRY, AND STONE AREAS TO UNDERGO AN OVERALL GENERAL CLEANING PER THE SPECIFICATION REQUIREMENTS OUTLINED IN THEIR RESPECTIVE SECTIONS. IN ADDITION TO THE ISOLATED AREAS OF WORK SPECIFICALLY IDENTIFIED THROUGHOUT THESE PROJECT DRAWINGS. G.C. TO CARRY THE COST FOR A COMPLETE OVERALL CLEANING AS A PART OF THE TOTAL PROJECT COST.

BLOUNT • BENNETT
BBA
ARCHITECTS Ltd.
865 WATERMAN AVENUE UNIT B
EAST PROVIDENCE
RHODE ISLAND 02914
TEL: (401) 431-1922
www.bbaltd.com
Members AIA

PROJECT NO.	1752
DRAWN BY	OR
CHECKED BY	GAB
DATE ISSUED	09-25-2018
REVISIONS	

© 2018
BLOUNT BENNETT ARCHITECTS LTD.

GEORGE A. BENNETT JR. No. 1100 REGISTERED ARCHITECT

PROJECT TITLE
STONE BARN ENVELOPE REPAIRS
COLT STATE PARK
ROUTE 114, BRISTOL, RHODE ISLAND 02809

DRAWING STATUS
ISSUED FOR CONSTRUCTION

DRAWING TITLE
ROOF PLAN

SHEET NO.
AE103

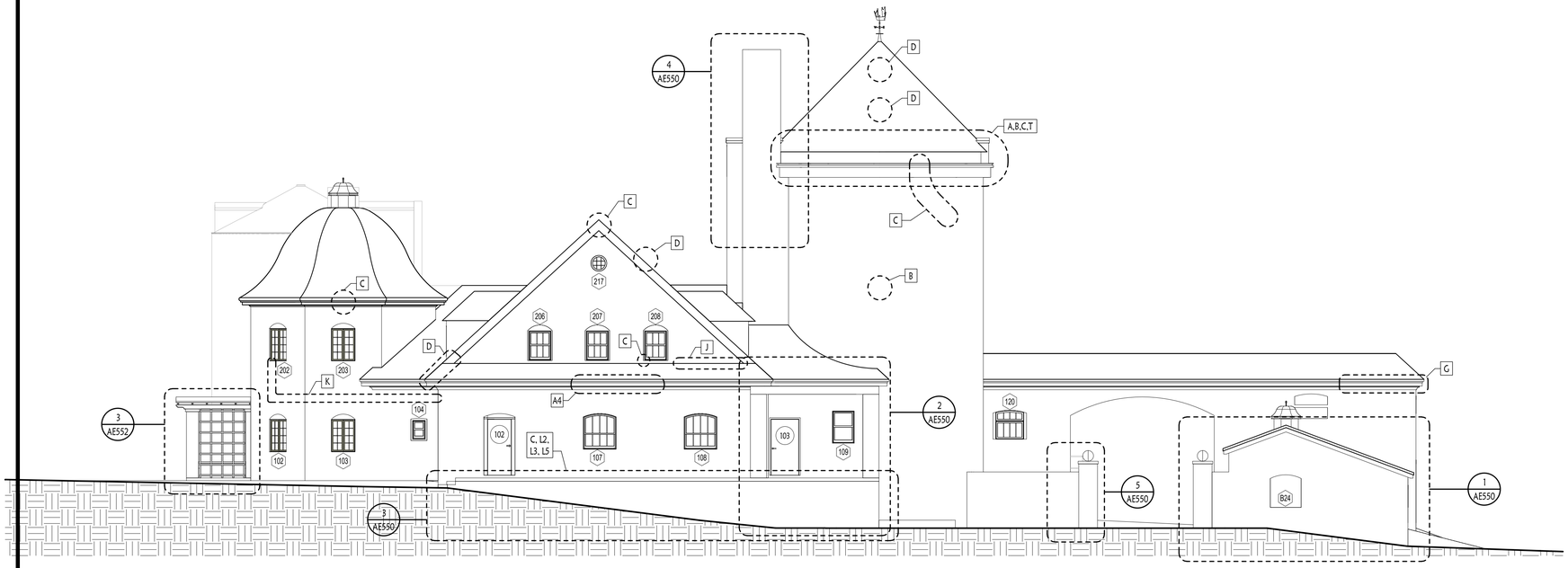

1
AE400

SOUTH ELEVATION

SCALE: 1/8" = 1'-0"

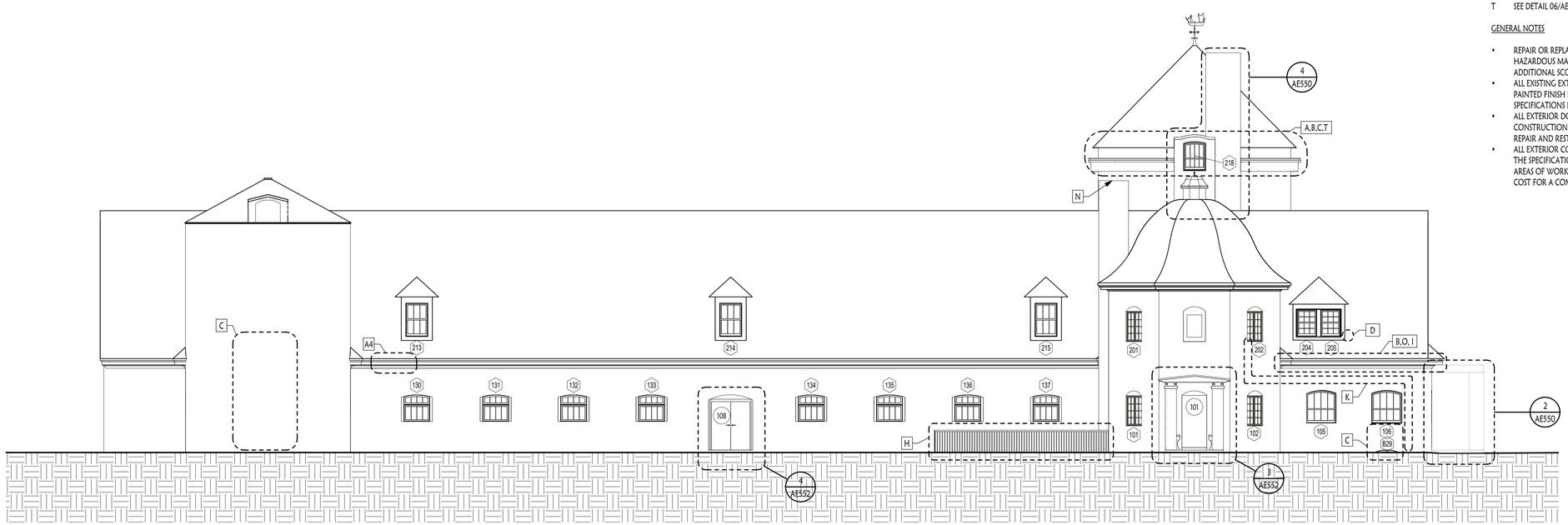

2
AE400

WEST ELEVATION

SCALE: 1/8" = 1'-0"

KEYNOTE LEGEND

A SPALLING / CRACKED / DAMAGED STONE OR MASONRY
- 1 REPAIR SPALLING STONE MASONRY - SEE SPECIFICATIONS FOR DETAILS
- 2 REPAIR CRACKED STONE MASONRY - SEE SPECIFICATIONS FOR DETAILS
- 3 FILL HOLES IN STONE MASONRY - SEE SPECIFICATIONS FOR DETAILS
- 4 REMOVE & REPLACE MASONRY UNIT IN-KIND, COLOR & PROFILE TO MATCH EXISTING PER SPECIFICATIONS UNLESS NOTED OTHERWISE

B EFFLORESCENCE OR BIOLOGICAL STAINING
- CLEAN EFFLORESCENCE AND/OR STAINING AND REMOVE ALL VEGETATION IN IT'S ENTIRETY SEE SPECIFICATIONS FOR CLEANING REQUIREMENTS

C MORTAR DETERIORATION
- REMOVE EXISTING MORTAR AND REPOINT STONE OR MASONRY, MATCH EXISTING COLOR AND PROFILE - SEE SPECIFICATIONS FOR MORTAR TYPE AND ADDITIONAL INFO.

D REPAIR / REPLACE DAMAGED OR MISSING CLAY ROOF TILE - SEE SPECIFICATION FOR DETAILS

E DAMAGED OR DETERIORATED WOOD TRIM
- 1 REMOVE EXISTING WOOD FINISH AND PREPARE / REPAIR WOOD FOR NEW FINISH IN KIND.
- 2 REPLACE DAMAGED OR DETERIORATED WOOD ELEMENTS IN KIND TO MATCH EXISTING.

F FAILED OR MISSING SEALANT
- REMOVE EXISTING SEALANT, CLEAN JOINT AND APPLY NEW SEALANT AS SPECIFIED

G REPAIR EXISTING ROOF EDGE / FASCIA

H REPAIR / REPLACE / PAINT RAILING
- REMOVE ALL RUST, CHIPPED & PEELING PAINT - CLEAN RAILING AND PAINT - SEE SEE SPECIFICATIONS FOR MORE INFORMATION

I REMOVE PLANT GROWTH AND CLEAN EXISTING SUBSTRATE AS REQUIRED - SEE SPECIFICATIONS FOR CLEANING REQUIREMENTS.

J DAMAGED FLASHING
- REPAIR OR REPLACED DAMAGED OR MISSING FLASHING IN KIND. SEE SPECIFICATIONS FOR DETAILS.

K SURFACE MOUNTED CONDUIT OR WIRING
- REMOVE AND RELOCATE THROUGH INTERIOR AS DIRECTED BY OWNER. CONFIRM SOURCE AND FUNCTION AND REPORT TO OWNER FOR DIRECTION PRIOR TO ANY RELOCATION WORK. IF DIRECTED TO LEAVE IN PLACE, PROVIDE CLEAN AND SEALED PENETRATION THROUGH BUILDING ENVELOPE AS REQUIRED AND PER SPECIFICATIONS.

L REPAIR EXISTING RAMP / WALKING SURFACE - SEE SPECIFICATIONS FOR CONCRETE AND UNIT MASONRY MAINTENANCE AND REPAIR INFORMATION
- 1. REPAIR / RESET EXISTING GRANITE STEPS
- 2. REPAIR / REPLACE EXISTING CONCRETE WALKING SURFACE
- 3. RESET / REPOINT EXISTING GRANITE EDGE STONES AS REQUIRED
- 4. REPAIR EXISTING RAILING. REMOVE ALL RUST, CHIPPED & PEELING PAINT. CLEAN AND REFINISH AS REQUIRED.
- 5. PROVIDE NEW CODE COMPLIANT GUARD / HAND RAIL AT STAIRS AND LANDING IF/AS REQUIRED BY AUTHORITY HAVING JURISDICTION. SEE SPECIFICATIONS FOR ADDITIONAL INFORMATION ON RAILING REQUIREMENTS.

M ASSESS EXISTING FLAT ROOF PITCH, CONDITION, AND DRAIN CAPACITY. REPLACE MEMBRANE ROOFING SYSTEM DOWN TO EXISTING DECK AND PROVIDE NEW ROOFING SYSTEM PER SPECIFICATIONS. CORRECT PITCH FOR POSITIVE DRAINAGE TOWARDS EXISTING CONCEALED GUTTER AND PROVIDE NEW LARGER CAPACITY ROOF DRAIN AND LEADER TO PREVENT RUNOFF ISSUES AND DETERIORATION IN THIS AREA. FLASH AND SEAL AS REQUIRED TO EXISTING ADJACENT SURFACES. SEE SPECIFICATIONS FOR DETAILS AND ADDITIONAL INFORMATION.

N PROVIDE PREVENTATIVE MEASURE TO DETER BIRD NESTING AT TOP OF CHIMNEY. EVALUATE CHIMNEY CONDITION FOLLOWING ANY REQUIRED MASONRY REPAIR AND PROVIDE DETERRENT MEASURE OF TYPE AND SIZE SUITABLE FOR APPLICATION AS REQUIRED. BASIS OF DESIGN SPECIFICATION: BIRD-B-GONE STAINLESS STEEL BIRD SPIKES OR APPROVED EQUAL. SUBMIT PRODUCT DATA FOR REVIEW AND APPROVAL. INSTALL PER MANUFACTURE AND PROVIDE MANUFACTURER'S STANDARD WARRANTY.

O REMOVE DEBRIS / CLEAN GUTTER / REPAIR OR REPLACE AS REQUIRED FOR PROPER FUNCTION.

P REMOVE AND DISPOSE OF EXISTING WOOD RAMP CONSTRUCTION AT THIS LOCATION. PROVIDE NEW CONCRETE RAMP IN ITS PLACE (SEE 04/AE552 FOR ADDITIONAL INFORMATION)

Q REPAIR DAMAGE TO EXISTING ASPHALT SHINGLED ROOFING / FLASHING AS REQUIRED IN KIND. SEE SPECIFICATIONS FOR ADDITIONAL INFORMATION AND REQUIREMENTS.

R EXISTING VENT / COVER
- VERIFY CURRENT FUNCTION WITH OWNER. REPLACE IN KIND WITH NEW IF STILL IN OPERATION. IF ABANDONED, REMOVE AND INFILL WITH MASONRY TO MATCH EXISTING AS REQUIRED.

S REPLACE EXISTING GUTTER AND PROVIDE NEW RAIN LEADER TO GRADE AS REQUIRED. REPLACE / MODIFY GUTTER AS NECESSARY FOR PROPER DRAINAGE.

T SEE DETAIL 06/AE553 FOR PROPOSED INFILL AT TOWER OPENINGS

GENERAL NOTES

- REPAIR OR REPLACE WINDOWS IN KIND AS INDICATED ON WINDOW REPAIR SCHEDULE ON SHEET AE800. SEE HAZARDOUS MATERIAL INSPECTION REPORT AND ABATEMENT PLAN PROVIDED IN THE SPECIFICATIONS FOR ADDITIONAL SCOPE AS REQUIRED.
- ALL EXISTING EXTERIOR WOOD TRIM TO BE STRIPPED OF EXISTING FINISH, CLEANED, AND PREPARED FOR NEW PAINTED FINISH PER SPECIFICATIONS. REPAIR OR REPLACE ALL DAMAGED ELEMENTS IN KIND AS REQUIRED. SEE SPECIFICATIONS FOR ADDITIONAL INFORMATION AND REQUIREMENTS.
- ALL EXTERIOR DOORS HAVE BEEN MARKED WITH A DOOR NUMBER FOR IDENTIFICATION PURPOSES DURING CONSTRUCTION AND NO SCHEDULE HAS BEEN PROVIDED. DESIGN INTENT OF THESE DOCUMENTS IS TO FULLY REPAIR AND RESTORE ALL EXTERIOR WOOD DOORS AND ASSOCIATED TRIM IN KIND PER SPECIFICATIONS.
- ALL EXTERIOR CONCRETE, MASONRY, AND STONE AREAS TO UNDERGO AN OVERALL GENERAL CLEANING PER THE SPECIFICATION REQUIREMENTS OUTLINED IN THEIR RESPECTIVE SECTIONS, IN ADDITION TO THE ISOLATED AREAS OF WORK SPECIFICALLY IDENTIFIED THROUGHOUT THESE PROJECT DRAWINGS. G.C. TO CARRY THE COST FOR A COMPLETE OVERALL CLEANING AS A PART OF THE TOTAL PROJECT COST.

BLOUNT • BENNETT
BBA
ARCHITECTS Ltd.
865 WATERMAN AVENUE UNIT B
EAST PROVIDENCE
RHODE ISLAND 02914
TEL: (401) 431-1922
www.bbaltd.com
Members AIA

PROJECT NO.	1752
DRAWN BY	OR
CHECKED BY	GAB
DATE ISSUED	09-25-2018
REVISIONS	

© 2018
BLOUNT BENNETT ARCHITECTS LTD.

GEORGE A. BENNETT JR. No. 1100 REGISTERED ARCHITECT

PROJECT TITLE
STONE BARN ENVELOPE REPAIRS
COLT STATE PARK
ROUTE 114, BRISTOL, RHODE ISLAND 02809

DRAWING STATUS
ISSUED FOR CONSTRUCTION

DRAWING TITLE
EXTERIOR ELEVATIONS

SHEET NO.
AE400

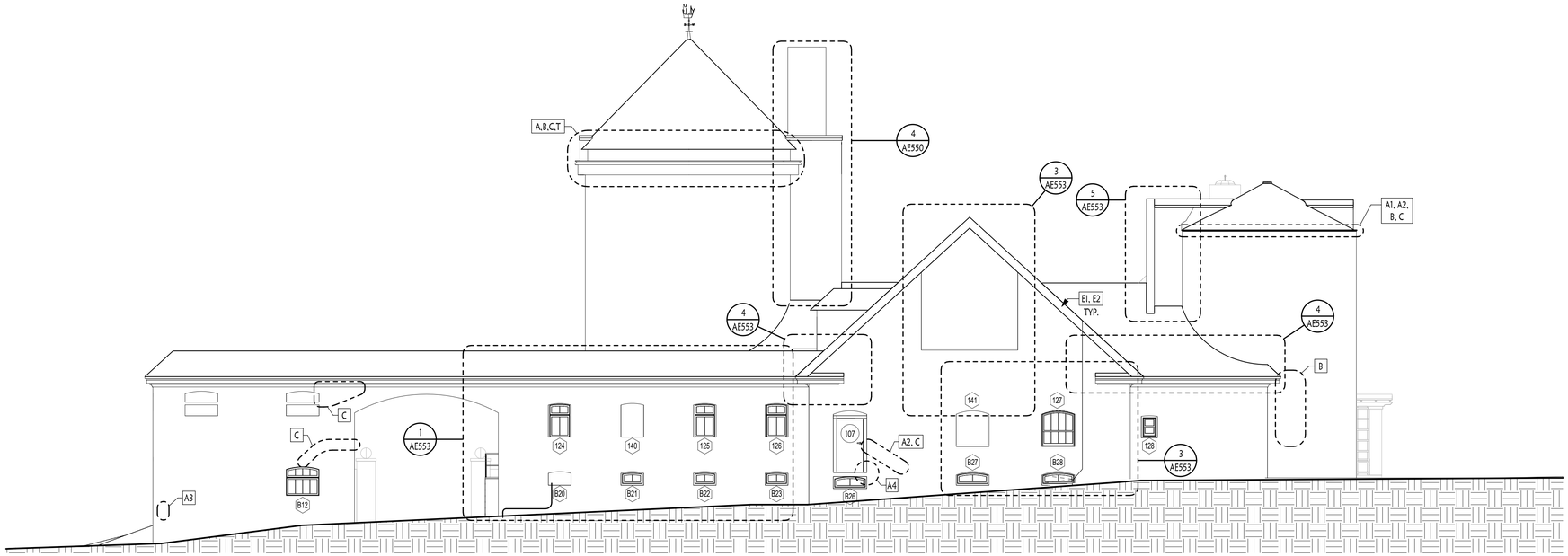

1 AE401

NORTH ELEVATION

SCALE: 1/8" = 1'-0"

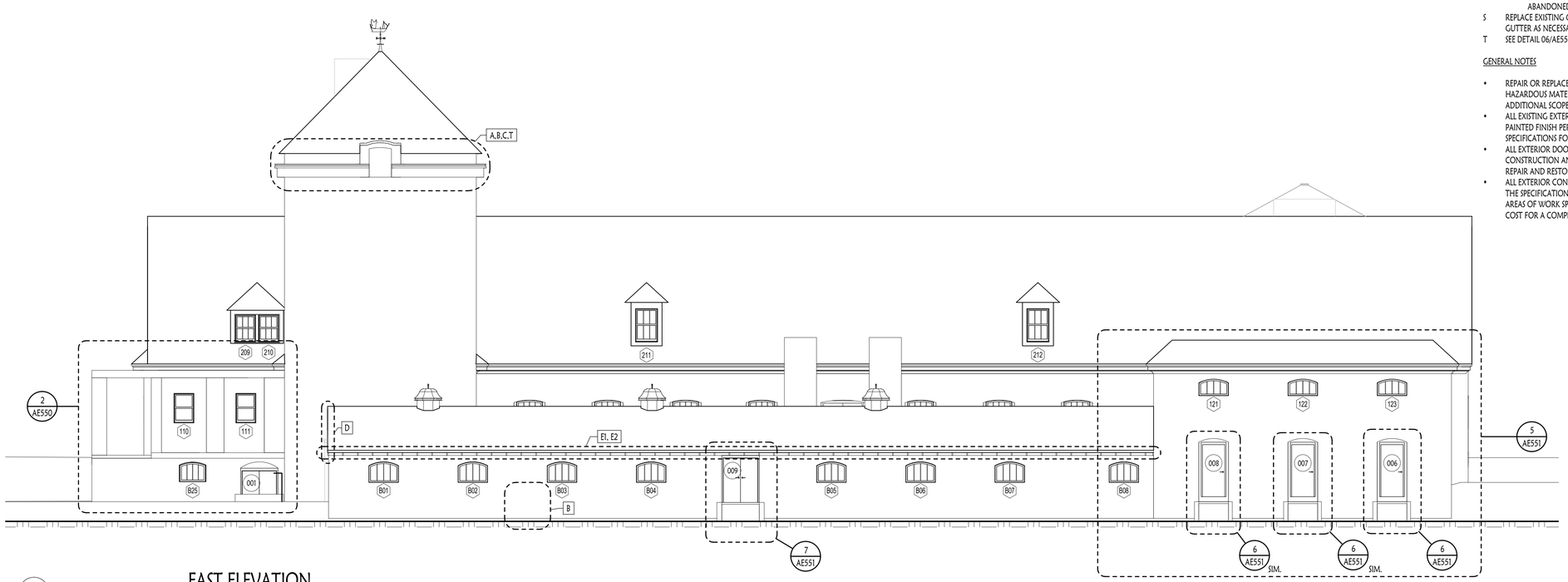

2 AE401

EAST ELEVATION

SCALE: 1/8" = 1'-0"

KEYNOTE LEGEND

A SPALLING / CRACKED / DAMAGED STONE OR MASONRY
- 1 REPAIR SPALLING STONE MASONRY - SEE SPECIFICATIONS FOR DETAILS
- 2 REPAIR CRACKED STONE MASONRY - SEE SPECIFICATIONS FOR DETAILS
- 3 FILL HOLES IN STONE MASONRY - SEE SPECIFICATIONS FOR DETAILS
- 4 REMOVE & REPLACE MASONRY UNIT IN-KIND, COLOR & PROFILE TO MATCH EXISTING PER SPECIFICATIONS UNLESS NOTED OTHERWISE

B EFFLORESCENCE OR BIOLOGICAL STAINING
- CLEAN EFFLORESCENCE AND/OR STAINING AND REMOVE ALL VEGETATION IN IT'S ENTIRETY SEE SPECIFICATIONS FOR CLEANING REQUIREMENTS

C MORTAR DETERIORATION
- REMOVE EXISTING MORTAR AND REPOINT STONE OR MASONRY, MATCH EXISTING COLOR AND PROFILE - SEE SPECIFICATIONS FOR MORTAR TYPE AND ADDITIONAL INFO.

D REPAIR / REPLACE DAMAGED OR MISSING CLAY ROOF TILE - SEE SPECIFICATION FOR DETAILS

E DAMAGED OR DETERIORATED WOOD TRIM
- 1 REMOVE EXISTING WOOD FINISH AND PREPARE / REPAIR WOOD FOR NEW FINISH IN KIND.
- 2 REPLACE DAMAGED OR DETERIORATED WOOD ELEMENTS IN KIND TO MATCH EXISTING.

F FAILED OR MISSING SEALANT
- REMOVE EXISTING SEALANT, CLEAN JOINT AND APPLY NEW SEALANT AS SPECIFIED

G REPAIR EXISTING ROOF EDGE / FASCIA

H REPAIR / REPLACE / PAINT RAILING
- REMOVE ALL RUST, CHIPPED & PEELING PAINT - CLEAN RAILING AND PAINT - SEE SPECIFICATIONS FOR MORE INFORMATION

I REMOVE PLANT GROWTH AND CLEAN EXISTING SUBSTRATE AS REQUIRED - SEE SPECIFICATIONS FOR CLEANING REQUIREMENTS.

J DAMAGED FLASHING
- REPAIR OR REPLACED DAMAGED OR MISSING FLASHING IN KIND. SEE SPECIFICATIONS FOR DETAILS.

K SURFACE MOUNTED CONDUIT OR WIRING
- REMOVE AND RELOCATE THROUGH INTERIOR AS DIRECTED BY OWNER. CONFIRM SOURCE AND FUNCTION AND REPORT TO OWNER FOR DIRECTION PRIOR TO ANY RELOCATION WORK. IF DIRECTED TO LEAVE IN PLACE, PROVIDE CLEAN AND SEALED PENETRATION THROUGH BUILDING ENVELOPE AS REQUIRED AND PER SPECIFICATIONS.

L REPAIR EXISTING RAMP / WALKING SURFACE - SEE SPECIFICATIONS FOR CONCRETE AND UNIT MASONRY MAINTENANCE AND REPAIR INFORMATION
- 1. REPAIR / RESET EXISTING GRANITE STEPS
- 2. REPAIR / REPLACE EXISTING CONCRETE WALKING SURFACE
- 3. RESET / REPOINT EXISTING GRANITE EDGE STONES AS REQUIRED
- 4. REPAIR EXISTING RAILING. REMOVE ALL RUST, CHIPPED & PEELING PAINT. CLEAN AND REFINISH AS REQUIRED.
- 5. PROVIDE NEW CODE COMPLIANT GUARD / HAND RAIL AT STAIRS AND LANDING IF/AS REQUIRED BY AUTHORITY HAVING JURISDICTION. SEE SPECIFICATIONS FOR ADDITIONAL INFORMATION ON RAILING REQUIREMENTS.

M ASSESS EXISTING FLAT ROOF PITCH, CONDITION, AND DRAIN CAPACITY. REPLACE MEMBRANE ROOFING SYSTEM DOWN TO EXISTING DECK AND PROVIDE NEW ROOFING SYSTEM PER SPECIFICATIONS. CORRECT PITCH FOR POSITIVE DRAINAGE TOWARDS EXISTING CONCEALED GUTTER AND PROVIDE NEW LARGER CAPACITY ROOF DRAIN AND LEADER TO PREVENT RUNOFF ISSUES AND DETERIORATION IN THIS AREA. FLASH AND SEAL AS REQUIRED TO EXISTING ADJACENT SURFACES. SEE SPECIFICATIONS FOR DETAILS AND ADDITIONAL INFORMATION.

N PROVIDE PREVENTATIVE MEASURE TO DETER BIRD NESTING AT TOP OF CHIMNEY. EVALUATE CHIMNEY CONDITION FOLLOWING ANY REQUIRED MASONRY REPAIR AND PROVIDE DETERRENT MEASURE OF TYPE AND SIZE SUITABLE FOR APPLICATION AS REQUIRED. BASIS OF DESIGN SPECIFICATION: BIRD-B-GONE STAINLESS STEEL BIRD SPIKES OR APPROVED EQUAL. SUBMIT PRODUCT DATA FOR REVIEW AND APPROVAL. INSTALL PER MANUFACTURE AND PROVIDE MANUFACTURER'S STANDARD WARRANTY.

O REMOVE DEBRIS / CLEAN GUTTER / REPAIR OR REPLACE AS REQUIRED FOR PROPER FUNCTION.

P REMOVE AND DISPOSE OF EXISTING WOOD RAMP CONSTRUCTION AT THIS LOCATION. PROVIDE NEW CONCRETE RAMP IN ITS PLACE (SEE 04/AE552 FOR ADDITIONAL INFORMATION)

Q REPAIR DAMAGE TO EXISTING ASPHALT SHINGLED ROOFING / FLASHING AS REQUIRED IN KIND. SEE SPECIFICATIONS FOR ADDITIONAL INFORMATION AND REQUIREMENTS.

R EXISTING VENT / COVER
- -VERIFY CURRENT FUNCTION WITH OWNER. REPLACE IN KIND WITH NEW IF STILL IN OPERATION. IF ABANDONED, REMOVE AND INFILL WITH MASONRY TO MATCH EXISTING AS REQUIRED.

S REPLACE EXISTING GUTTER AND PROVIDE NEW RAIN LEADER TO GRADE AS REQUIRED. REPLACE / MODIFY GUTTER AS NECESSARY FOR PROPER DRAINAGE.

T SEE DETAIL 06/AE553 FOR PROPOSED INFILL AT TOWER OPENINGS

GENERAL NOTES

- REPAIR OR REPLACE WINDOWS IN KIND AS INDICATED ON WINDOW REPAIR SCHEDULE ON SHEET AE800. SEE HAZARDOUS MATERIAL INSPECTION REPORT AND ABATEMENT PLAN PROVIDED IN THE SPECIFICATIONS FOR ADDITIONAL SCOPE AS REQUIRED.
- ALL EXISTING EXTERIOR WOOD TRIM TO BE STRIPPED OF EXISTING FINISH, CLEANED, AND PREPARED FOR NEW PAINTED FINISH PER SPECIFICATIONS. REPAIR OR REPLACE ALL DAMAGED ELEMENTS IN KIND AS REQUIRED. SEE SPECIFICATIONS FOR ADDITIONAL INFORMATION AND REQUIREMENTS.
- ALL EXTERIOR DOORS HAVE BEEN MARKED WITH A DOOR NUMBER FOR IDENTIFICATION PURPOSES DURING CONSTRUCTION AND NO SCHEDULE HAS BEEN PROVIDED. DESIGN INTENT OF THESE DOCUMENTS IS TO FULLY REPAIR AND RESTORE ALL EXTERIOR WOOD DOORS AND ASSOCIATED TRIM IN KIND PER SPECIFICATIONS.
- ALL EXTERIOR CONCRETE, MASONRY, AND STONE AREAS TO UNDERGO AN OVERALL GENERAL CLEANING PER THE SPECIFICATION REQUIREMENTS OUTLINED IN THEIR RESPECTIVE SECTIONS, IN ADDITION TO THE ISOLATED AREAS OF WORK SPECIFICALLY IDENTIFIED THROUGHOUT THESE PROJECT DRAWINGS. G.C. TO CARRY THE COST FOR A COMPLETE OVERALL CLEANING AS A PART OF THE TOTAL PROJECT COST.

BLOUNT • BENNETT
BBA
ARCHITECTS Ltd.
865 WATERMAN AVENUE UNIT B
EAST PROVIDENCE
RHODE ISLAND 02914
TEL: (401) 431-1922
www.bbaltd.com
Members AIA

PROJECT NO.	1752
DRAWN BY	OR
CHECKED BY	GAB
DATE ISSUED	09-25-2018
REVISIONS	

© 2018
BLOUNT BENNETT ARCHITECTS LTD.

GEORGE A. BENNETT, JR. REGISTERED ARCHITECT No. 1100

PROJECT TITLE
STONE BARN ENVELOPE REPAIRS
COLT STATE PARK
ROUTE 114, BRISTOL, RHODE ISLAND 02809

DRAWING STATUS
ISSUED FOR CONSTRUCTION

DRAWING TITLE
EXTERIOR ELEVATIONS

SHEET NO.
AE401

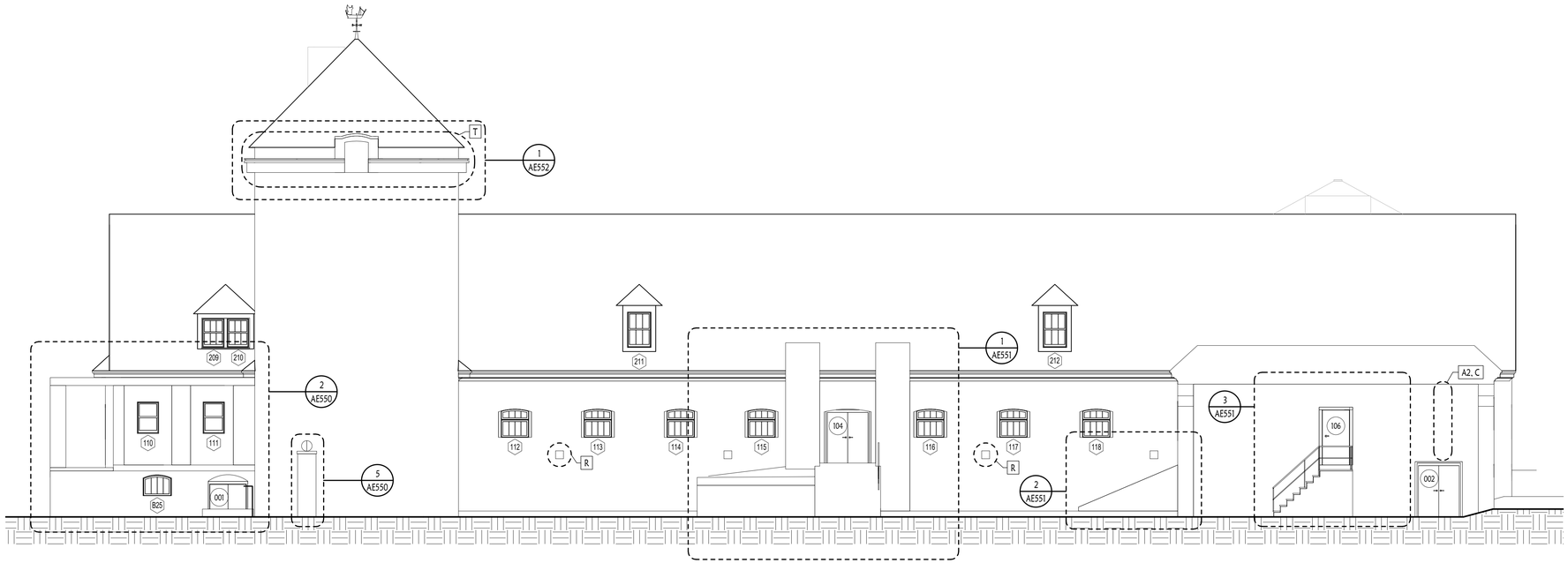

1 AE402 COURTYARD LOOKING WEST

SCALE: 1/8" = 1'-0"

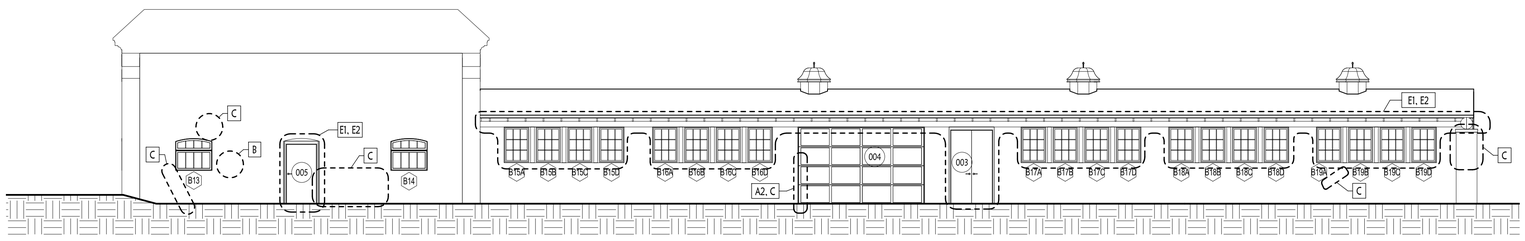

2 AE402 COURTYARD LOOKING EAST

SCALE: 1/8" = 1'-0"

KEYNOTE LEGEND

A SPALLING / CRACKED / DAMAGED STONE OR MASONRY
- 1 REPAIR SPALLING STONE MASONRY - SEE SPECIFICATIONS FOR DETAILS
- 2 REPAIR CRACKED STONE MASONRY - SEE SPECIFICATIONS FOR DETAILS
- 3 FILL HOLES IN STONE MASONRY - SEE SPECIFICATIONS FOR DETAILS
- 4 REMOVE & REPLACE MASONRY UNIT IN-KIND, COLOR & PROFILE TO MATCH EXISTING PER SPECIFICATIONS UNLESS NOTED OTHERWISE

B EFFLORESCENCE OR BIOLOGICAL STAINING
- CLEAN EFFLORESCENCE AND/OR STAINING AND REMOVE ALL VEGETATION IN IT'S ENTIRETY SEE SPECIFICATIONS FOR CLEANING REQUIREMENTS

C MORTAR DETERIORATION
- REMOVE EXISTING MORTAR AND REPOINT STONE OR MASONRY, MATCH EXISTING COLOR AND PROFILE - SEE SPECIFICATIONS FOR MORTAR TYPE AND ADDITIONAL INFO.

D REPAIR / REPLACE DAMAGED OR MISSING CLAY ROOF TILE - SEE SPECIFICATION FOR DETAILS

E DAMAGED OR DETERIORATED WOOD TRIM
- 1 REMOVE EXISTING WOOD FINISH AND PREPARE / REPAIR WOOD FOR NEW FINISH IN KIND.
- 2 REPLACE DAMAGED OR DETERIORATED WOOD ELEMENTS IN KIND TO MATCH EXISTING.

F FAILED OR MISSING SEALANT
- REMOVE EXISTING SEALANT, CLEAN JOINT AND APPLY NEW SEALANT AS SPECIFIED

G REPAIR EXISTING ROOF EDGE / FASCIA

H REPAIR / REPLACE / PAINT RAILING
- REMOVE ALL RUST, CHIPPED & PEELING PAINT - CLEAN RAILING AND PAINT - SEE SEE SPECIFICATIONS FOR MORE INFORMATION

I REMOVE PLANT GROWTH AND CLEAN EXISTING SUBSTRATE AS REQUIRED - SEE SPECIFICATIONS FOR CLEANING REQUIREMENTS.

J DAMAGED FLASHING
- REPAIR OR REPLACED DAMAGED OR MISSING FLASHING IN KIND. SEE SPECIFICATIONS FOR DETAILS.

K SURFACE MOUNTED CONDUIT OR WIRING
- REMOVE AND RELOCATE THROUGH INTERIOR AS DIRECTED BY OWNER. CONFIRM SOURCE AND FUNCTION AND REPORT TO OWNER FOR DIRECTION PRIOR TO ANY RELOCATION WORK. IF DIRECTED TO LEAVE IN PLACE, PROVIDE CLEAN AND SEALED PENETRATION THROUGH BUILDING ENVELOPE AS REQUIRED AND PER SPECIFICATIONS.

L REPAIR EXISTING RAMP / WALKING SURFACE - SEE SPECIFICATIONS FOR CONCRETE AND UNIT MASONRY MAINTENANCE AND REPAIR INFORMATION
- 1. REPAIR / RESET EXISTING GRANITE STEPS
- 2. REPAIR / REPLACE EXISTING CONCRETE WALKING SURFACE
- 3. RESET / REPOINT EXISTING GRANITE EDGE STONES AS REQUIRED
- 4. REPAIR EXISTING RAILING. REMOVE ALL RUST, CHIPPED & PEELING PAINT. CLEAN AND REFINISH AS REQUIRED.
- 5. PROVIDE NEW CODE COMPLIANT GUARD / HAND RAIL AT STAIRS AND LANDING IF/AS REQUIRED BY AUTHORITY HAVING JURISDICTION. SEE SPECIFICATIONS FOR ADDITIONAL INFORMATION ON RAILING REQUIREMENTS.

M ASSESS EXISTING FLAT ROOF PITCH, CONDITION, AND DRAIN CAPACITY. REPLACE MEMBRANE ROOFING SYSTEM DOWN TO EXISTING DECK AND PROVIDE NEW ROOFING SYSTEM PER SPECIFICATIONS. CORRECT PITCH FOR POSITIVE DRAINAGE TOWARDS EXISTING CONCEALED GUTTER AND PROVIDE NEW LARGER CAPACITY ROOF DRAIN AND LEADER TO PREVENT RUNOFF ISSUES AND DETERIORATION IN THIS AREA. FLASH AND SEAL AS REQUIRED TO EXISTING ADJACENT SURFACES. SEE SPECIFICATIONS FOR DETAILS AND ADDITIONAL INFORMATION.

N PROVIDE PREVENTATIVE MEASURE TO DETER BIRD NESTING AT TOP OF CHIMNEY. EVALUATE CHIMNEY CONDITION FOLLOWING ANY REQUIRED MASONRY REPAIR AND PROVIDE DETERRENT MEASURE OF TYPE AND SIZE SUITABLE FOR APPLICATION AS REQUIRED. BASIS OF DESIGN SPECIFICATION: BIRD-B-GONE STAINLESS STEEL BIRD SPIKES OR APPROVED EQUAL. SUBMIT PRODUCT DATA FOR REVIEW AND APPROVAL. INSTALL PER MANUFACTURE AND PROVIDE MANUFACTURER'S STANDARD WARRANTY.

O REMOVE DEBRIS / CLEAN GUTTER / REPAIR OR REPLACE AS REQUIRED FOR PROPER FUNCTION.

P REMOVE AND DISPOSE OF EXISTING WOOD RAMP CONSTRUCTION AT THIS LOCATION. PROVIDE NEW CONCRETE RAMP IN ITS PLACE (SEE 04/AE552 FOR ADDITIONAL INFORMATION)

Q REPAIR DAMAGE TO EXISTING ASPHALT SHINGLED ROOFING / FLASHING AS REQUIRED IN KIND. SEE SPECIFICATIONS FOR ADDITIONAL INFORMATION AND REQUIREMENTS.

R EXISTING VENT / COVER
- VERIFY CURRENT FUNCTION WITH OWNER. REPLACE IN KIND WITH NEW IF STILL IN OPERATION. IF ABANDONED, REMOVE AND INFILL WITH MASONRY TO MATCH EXISTING AS REQUIRED.

S REPLACE EXISTING GUTTER AND PROVIDE NEW RAIN LEADER TO GRADE AS REQUIRED. REPLACE / MODIFY GUTTER AS NECESSARY FOR PROPER DRAINAGE.

T SEE DETAIL 06/AE553 FOR PROPOSED INFILL AT TOWER OPENINGS

GENERAL NOTES

- REPAIR OR REPLACE WINDOWS IN KIND AS INDICATED ON WINDOW REPAIR SCHEDULE ON SHEET AE800. SEE HAZARDOUS MATERIAL INSPECTION REPORT AND ABATEMENT PLAN PROVIDED IN THE SPECIFICATIONS FOR ADDITIONAL SCOPE AS REQUIRED.
- ALL EXISTING EXTERIOR WOOD TRIM TO BE STRIPPED OF EXISTING FINISH, CLEANED, AND PREPARED FOR NEW PAINTED FINISH PER SPECIFICATIONS. REPAIR OR REPLACE ALL DAMAGED ELEMENTS IN KIND AS REQUIRED. SEE SPECIFICATIONS FOR ADDITIONAL INFORMATION AND REQUIREMENTS.
- ALL EXTERIOR DOORS HAVE BEEN MARKED WITH A DOOR NUMBER FOR IDENTIFICATION PURPOSES DURING CONSTRUCTION AND NO SCHEDULE HAS BEEN PROVIDED. DESIGN INTENT OF THESE DOCUMENTS IS TO FULLY REPAIR AND RESTORE ALL EXTERIOR WOOD DOORS AND ASSOCIATED TRIM IN KIND PER SPECIFICATIONS.
- ALL EXTERIOR CONCRETE, MASONRY, AND STONE AREAS TO UNDERGO AN OVERALL GENERAL CLEANING PER THE SPECIFICATION REQUIREMENTS OUTLINED IN THEIR RESPECTIVE SECTIONS, IN ADDITION TO THE ISOLATED AREAS OF WORK SPECIFICALLY IDENTIFIED THROUGHOUT THESE PROJECT DRAWINGS. G.C. TO CARRY THE COST FOR A COMPLETE OVERALL CLEANING AS A PART OF THE TOTAL PROJECT COST.

BLOUNT • BENNETT
BBA
ARCHITECTS Ltd.
865 WATERMAN AVENUE UNIT B
EAST PROVIDENCE
RHODE ISLAND 02914
TEL: (401) 431-1922
www.bbaltd.com
Members AIA

PROJECT NO.	1752
DRAWN BY	OR
CHECKED BY	GAB
DATE ISSUED	09-25-2018
REVISIONS	

© 2018
BLOUNT BENNETT ARCHITECTS LTD.

GEORGE A. BENNETT JR. No. 1100 REGISTERED ARCHITECT

PROJECT TITLE

STONE BARN ENVELOPE REPAIRS
COLT STATE PARK
ROUTE 114, BRISTOL, RHODE ISLAND 02809

DRAWING STATUS
ISSUED FOR CONSTRUCTION

DRAWING TITLE
EXTERIOR ELEVATIONS

SHEET NO.
AE402

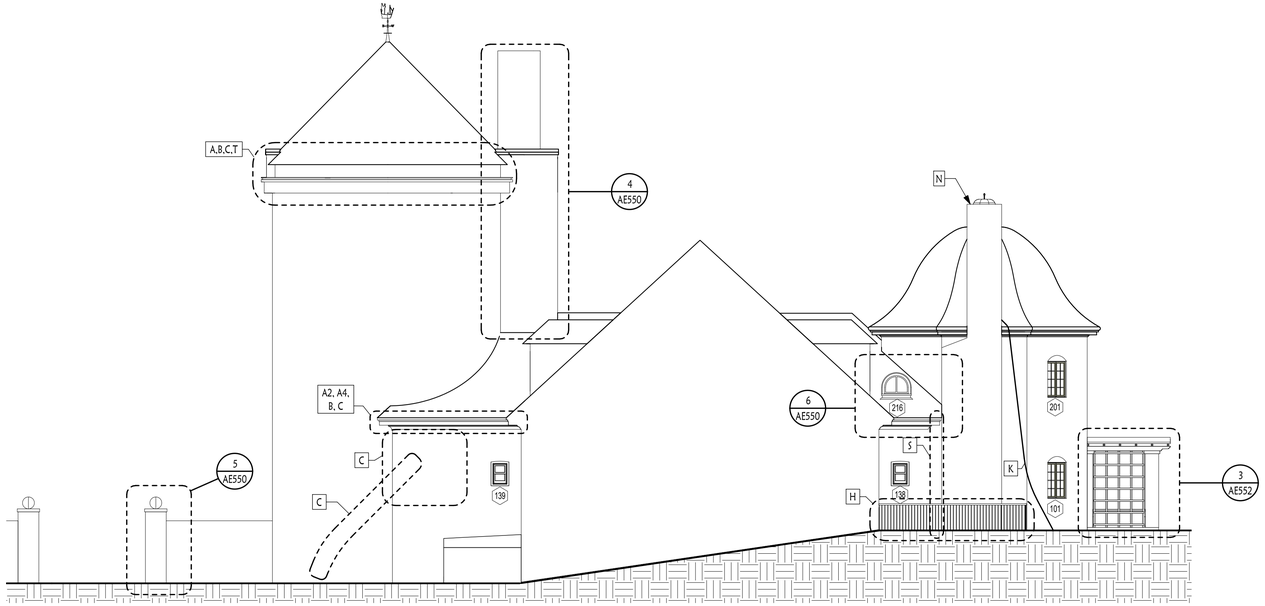

COURTYARD LOOKING SOUTH

1 AE403

SCALE: 1/8" = 1'-0"

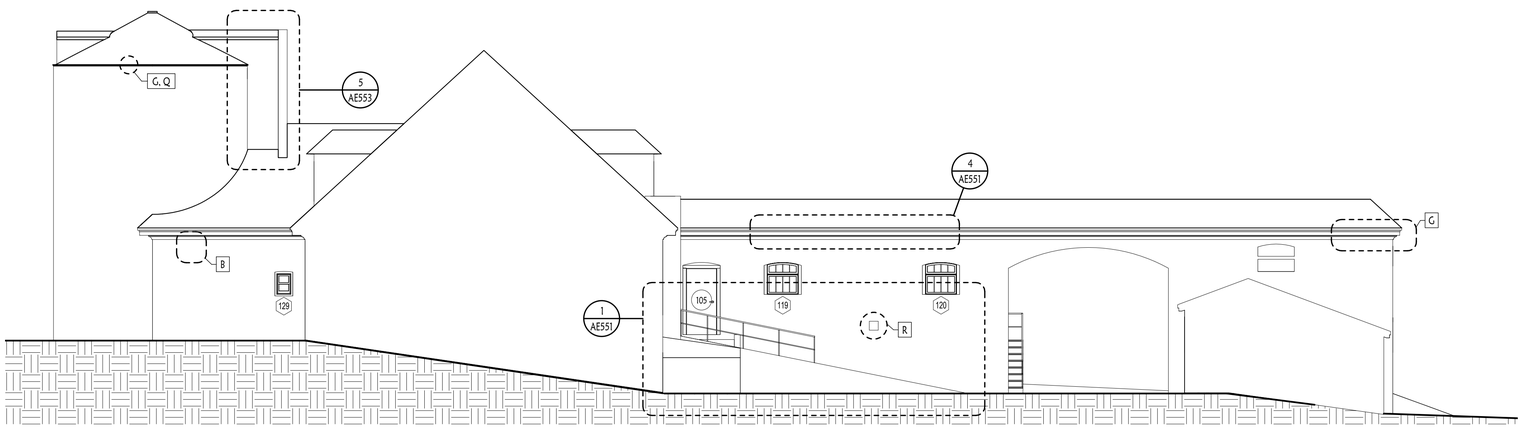

COURTYARD LOOKING NORTH

2 AE403

SCALE: 1/8" = 1'-0"

KEYNOTE LEGEND

A SPALLING / CRACKED / DAMAGED STONE OR MASONRY
- 1 REPAIR SPALLING STONE MASONRY - SEE SPECIFICATIONS FOR DETAILS
- 2 REPAIR CRACKED STONE MASONRY - SEE SPECIFICATIONS FOR DETAILS
- 3 FILL HOLES IN STONE MASONRY - SEE SPECIFICATIONS FOR DETAILS
- 4 REMOVE & REPLACE MASONRY UNIT IN-KIND, COLOR & PROFILE TO MATCH EXISTING PER SPECIFICATIONS UNLESS NOTED OTHERWISE

B EFFLORESCENCE OR BIOLOGICAL STAINING
- CLEAN EFFLORESCENCE AND/OR STAINING AND REMOVE ALL VEGETATION IN IT'S ENTIRETY SEE SPECIFICATIONS FOR CLEANING REQUIREMENTS

C MORTAR DETERIORATION
- REMOVE EXISTING MORTAR AND REPOINT STONE OR MASONRY, MATCH EXISTING COLOR AND PROFILE - SEE SPECIFICATIONS FOR MORTAR TYPE AND ADDITIONAL INFO.

D REPAIR / REPLACE DAMAGED OR MISSING CLAY ROOF TILE - SEE SPECIFICATION FOR DETAILS

E DAMAGED OR DETERIORATED WOOD TRIM
- 1 REMOVE EXISTING WOOD FINISH AND PREPARE / REPAIR WOOD FOR NEW FINISH IN KIND.
- 2 REPLACE DAMAGED OR DETERIORATED WOOD ELEMENTS IN KIND TO MATCH EXISTING.

F FAILED OR MISSING SEALANT
- REMOVE EXISTING SEALANT, CLEAN JOINT AND APPLY NEW SEALANT AS SPECIFIED

G REPAIR EXISTING ROOF EDGE / FASCIA

H REPAIR / REPLACE / PAINT RAILING
- REMOVE ALL RUST, CHIPPED & PEELING PAINT - CLEAN RAILING AND PAINT - SEE SEE SPECIFICATIONS FOR MORE INFORMATION

I REMOVE PLANT GROWTH AND CLEAN EXISTING SUBSTRATE AS REQUIRED - SEE SPECIFICATIONS FOR CLEANING REQUIREMENTS.

J DAMAGED FLASHING
- REPAIR OR REPLACED DAMAGED OR MISSING FLASHING IN KIND. SEE SPECIFICATIONS FOR DETAILS.

K SURFACE MOUNTED CONDUIT OR WIRING
- REMOVE AND RELOCATE THROUGH INTERIOR AS DIRECTED BY OWNER. CONFIRM SOURCE AND FUNCTION AND REPORT TO OWNER FOR DIRECTION PRIOR TO ANY RELOCATION WORK. IF DIRECTED TO LEAVE IN PLACE, PROVIDE CLEAN AND SEALED PENETRATION THROUGH BUILDING ENVELOPE AS REQUIRED AND PER SPECIFICATIONS.

L REPAIR EXISTING RAMP / WALKING SURFACE - SEE SPECIFICATIONS FOR CONCRETE AND UNIT MASONRY MAINTENANCE AND REPAIR INFORMATION
- 1. REPAIR / RESET EXISTING GRANITE STEPS
- 2. REPAIR / REPLACE EXISTING CONCRETE WALKING SURFACE
- 3. RESET / REPOINT EXISTING GRANITE EDGE STONES AS REQUIRED
- 4. REPAIR EXISTING RAILING. REMOVE ALL RUST, CHIPPED & PEELING PAINT. CLEAN AND REFINISH AS REQUIRED.
- 5. PROVIDE NEW CODE COMPLIANT GUARD / HAND RAIL AT STAIRS AND LANDING IF/AS REQUIRED BY AUTHORITY HAVING JURISDICTION. SEE SPECIFICATIONS FOR ADDITIONAL INFORMATION ON RAILING REQUIREMENTS.

M ASSESS EXISTING FLAT ROOF PITCH, CONDITION, AND DRAIN CAPACITY. REPLACE MEMBRANE ROOFING SYSTEM DOWN TO EXISTING DECK AND PROVIDE NEW ROOFING SYSTEM PER SPECIFICATIONS. CORRECT PITCH FOR POSITIVE DRAINAGE TOWARDS EXISTING CONCEALED GUTTER AND PROVIDE NEW LARGER CAPACITY ROOF DRAIN AND LEADER TO PREVENT RUNOFF ISSUES AND DETERIORATION IN THIS AREA. FLASH AND SEAL AS REQUIRED TO EXISTING ADJACENT SURFACES. SEE SPECIFICATIONS FOR DETAILS AND ADDITIONAL INFORMATION.

N PROVIDE PREVENTATIVE MEASURE TO DETER BIRD NESTING AT TOP OF CHIMNEY. EVALUATE CHIMNEY CONDITION FOLLOWING ANY REQUIRED MASONRY REPAIR AND PROVIDE DETERRENT MEASURE OF TYPE AND SIZE SUITABLE FOR APPLICATION AS REQUIRED. BASIS OF DESIGN SPECIFICATION: BIRD-B-GONE STAINLESS STEEL BIRD SPIKES OR APPROVED EQUAL. SUBMIT PRODUCT DATA FOR REVIEW AND APPROVAL. INSTALL PER MANUFACTURE AND PROVIDE MANUFACTURER'S STANDARD WARRANTY.

O REMOVE DEBRIS / CLEAN GUTTER / REPAIR OR REPLACE AS REQUIRED FOR PROPER FUNCTION.

P REMOVE AND DISPOSE OF EXISTING WOOD RAMP CONSTRUCTION AT THIS LOCATION. PROVIDE NEW CONCRETE RAMP IN ITS PLACE (SEE 04/AE552 FOR ADDITIONAL INFORMATION)

Q REPAIR DAMAGE TO EXISTING ASPHALT SHINGLED ROOFING / FLASHING AS REQUIRED IN KIND. SEE SPECIFICATIONS FOR ADDITIONAL INFORMATION AND REQUIREMENTS.

R EXISTING VENT / COVER
- VERIFY CURRENT FUNCTION WITH OWNER. REPLACE IN KIND WITH NEW IF STILL IN OPERATION. IF ABANDONED, REMOVE AND INFILL WITH MASONRY TO MATCH EXISTING AS REQUIRED.

S REPLACE EXISTING GUTTER AND PROVIDE NEW RAIN LEADER TO GRADE AS REQUIRED. REPLACE / MODIFY GUTTER AS NECESSARY FOR PROPER DRAINAGE.

T SEE DETAIL 06/AE553 FOR PROPOSED INFILL AT TOWER OPENINGS

GENERAL NOTES

- REPAIR OR REPLACE WINDOWS IN KIND AS INDICATED ON WINDOW REPAIR SCHEDULE ON SHEET AE800. SEE HAZARDOUS MATERIAL INSPECTION REPORT AND ABATEMENT PLAN PROVIDED IN THE SPECIFICATIONS FOR ADDITIONAL SCOPE AS REQUIRED.
- ALL EXISTING EXTERIOR WOOD TRIM TO BE STRIPPED OF EXISTING FINISH, CLEANED, AND PREPARED FOR NEW PAINTED FINISH PER SPECIFICATIONS. REPAIR OR REPLACE ALL DAMAGED ELEMENTS IN KIND AS REQUIRED. SEE SPECIFICATIONS FOR ADDITIONAL INFORMATION AND REQUIREMENTS.
- ALL EXTERIOR DOORS HAVE BEEN MARKED WITH A DOOR NUMBER FOR IDENTIFICATION PURPOSES DURING CONSTRUCTION AND NO SCHEDULE HAS BEEN PROVIDED. DESIGN INTENT OF THESE DOCUMENTS IS TO FULLY REPAIR AND RESTORE ALL EXTERIOR WOOD DOORS AND ASSOCIATED TRIM IN KIND PER SPECIFICATIONS.
- ALL EXTERIOR CONCRETE, MASONRY, AND STONE AREAS TO UNDERGO AN OVERALL GENERAL CLEANING PER THE SPECIFICATION REQUIREMENTS OUTLINED IN THEIR RESPECTIVE SECTIONS, IN ADDITION TO THE ISOLATED AREAS OF WORK SPECIFICALLY IDENTIFIED THROUGHOUT THESE PROJECT DRAWINGS. G.C. TO CARRY THE COST FOR A COMPLETE OVERALL CLEANING AS A PART OF THE TOTAL PROJECT COST.

BLOUNT • BENNETT
BBA
ARCHITECTS Ltd.
865 WATERMAN AVENUE UNIT B
EAST PROVIDENCE
RHODE ISLAND 02914
TEL: (401) 431-1922
www.bballtd.com
Members AIA

PROJECT NO.	1752
DRAWN BY	OR
CHECKED BY	GAB
DATE ISSUED	09-25-2018
REVISIONS	

© 2018
BLOUNT BENNETT ARCHITECTS LTD.

GEORGE A. BENNETT JR. No. 1100 REGISTERED ARCHITECT

PROJECT TITLE
STONE BARN ENVELOPE REPAIRS
COLT STATE PARK
ROUTE 114, BRISTOL, RHODE ISLAND 02809

DRAWING STATUS
ISSUED FOR CONSTRUCTION

DRAWING TITLE
EXTERIOR ELEVATIONS

SHEET NO.
AE403



1 AE550

SOUTH ELEVATION DETAIL

SCALE: 1" = 1'-0"

NOTE: PROVIDE CODE COMPLIANT GUARD AND HANDRAILS AT STAIR AND LANDING PER KEY NOTE L5. CARRY AND IDENTIFY COST FOR RAILINGS WITHIN RESPECTIVE BIDS.

CORRECT SETTLEMENT OF LANDING DURING MASONRY AND CONCRETE REPAIR WORK

3 AE550

SOUTH PATIO STAIR AND LANDING DETAIL

SCALE: 1" = 1'-0"

REPAIR AND REFINISH ALL EXTERIOR WOOD ELEMENTS PER SPECIFICATIONS - COORDINATE WITH MEMBRANE ROOFING REPLACEMENT AND CONCEALED GUTTER AS REQUIRED

EXISTING CONCRETE RAMP AT DOOR TO BE REMOVED OR REPLACED PER OWNER'S DIRECTION



EXISTING CONCRETE RAMP AT DOOR TO BE REMOVED OR REPLACED PER OWNER'S DIRECTION

REPAIR EXISTING DOOR, FRAME, AND CASING PER SPECIFICATIONS

2 AE550

SOUTH PATIO DETAIL

SCALE: 1" = 1'-0"



4 AE550

CHIMNEY REPAIR DETAIL

SCALE: 1" = 1'-0"

INSPECT / DOCUMENT CONDITION OF WEATHERVANE WHILE PERFORMING WORK IN THIS AREA AND REPAIR ANY / ALL DAMAGE AS A PART OF THE BASE CONTRACT. CLEAN & REFINISH ENTIRETY OF WEATHERVANE AS REQUIRED.



CLEAN AND REPAIR AS REQUIRED PER SPECIFICATIONS

REPOINT EXISTING PIER AND REPAIR MASONRY IN ITS ENTIRETY

CUT BACK OR REMOVE GROWTH AS REQUIRED TO CLEAN, AND REPOINT / REPAIR WALL SURFACE. REPLACE ANY REMOVED PLANTINGS IN KIND UPON COMPLETION OF WORK.

REMOVE, REPAIR, AND REINSTALL AS REQUIRED TO PERFORM MASONRY REPAIR WORK

NOTE: SIMILAR CONDITION ON OPPOSITE SIDE OF DRIVE. NOTES REFERENCED HERE ARE APPLICABLE THERE AS WELL.

5 AE550

DRIVEWAY PIER DETAIL

SCALE: 1" = 1'-0"



CLEAN STAINING FROM SURFACE OF WINDOW ENCLOSURE IN ITS ENTIRETY AS REQUIRED

INSPECT WINDOW ENCLOSURE FOR SIGNS OF POTENTIAL WATER INFILTRATION AND MAKE ANY NECESSARY REPAIRS. REPAIR OR REPLACE FLASHING AS REQUIRED.

CLEAN STAINING ON ROOF SHINGLES IN THIS AREA AS REQUIRED

PREFERRED DOWNSPOUT LOCATION. PROVIDE EXTENSION AT BASE OF DOWNSPOUT AND CONCRETE SPASHBLOCK TO PROMOTE DRAINAGE AWAY FROM BUILDING

6 AE550

WINDOW #216 DETAIL

SCALE: 1" = 1'-0"

KEYNOTE LEGEND

A SPALLING / CRACKED / DAMAGED STONE OR MASONRY
- 1 REPAIR SPALLING STONE MASONRY - SEE SPECIFICATIONS FOR DETAILS
- 2 REPAIR CRACKED STONE MASONRY - SEE SPECIFICATIONS FOR DETAILS
- 3 FILL HOLES IN STONE MASONRY - SEE SPECIFICATIONS FOR DETAILS
- 4 REMOVE & REPLACE MASONRY UNIT IN-KIND, COLOR & PROFILE TO MATCH EXISTING PER SPECIFICATIONS UNLESS NOTED OTHERWISE

B EFFLORESCENCE OR BIOLOGICAL STAINING
- CLEAN EFFLORESCENCE AND/OR STAINING AND REMOVE ALL VEGETATION IN IT'S ENTIRETY SEE SPECIFICATIONS FOR CLEANING REQUIREMENTS

C MORTAR DETERIORATION
- REMOVE EXISTING MORTAR AND REPOINT STONE OR MASONRY, MATCH EXISTING COLOR AND PROFILE - SEE SPECIFICATIONS FOR MORTAR TYPE AND ADDITIONAL INFO.

D REPAIR / REPLACE DAMAGED OR MISSING CLAY ROOF TILE - SEE SPECIFICATION FOR DETAILS

E DAMAGED OR DETERIORATED WOOD TRIM
- 1 REMOVE EXISTING WOOD FINISH AND PREPARE / REPAIR WOOD FOR NEW FINISH IN KIND.
- 2 REPLACE DAMAGED OR DETERIORATED WOOD ELEMENTS IN KIND TO MATCH EXISTING.

F FAILED OR MISSING SEALANT
- REMOVE EXISTING SEALANT, CLEAN JOINT AND APPLY NEW SEALANT AS SPECIFIED

G REPAIR EXISTING ROOF EDGE / FASCIA

H REPAIR / REPLACE / PAINT RAILING
- REMOVE ALL RUST, CHIPPED & PEELING PAINT - CLEAN RAILING AND PAINT - SEE SEE SPECIFICATIONS FOR MORE INFORMATION

I REMOVE PLANT GROWTH AND CLEAN EXISTING SUBSTRATE AS REQUIRED - SEE SPECIFICATIONS FOR CLEANING REQUIREMENTS.

J DAMAGED FLASHING
- -REPAIR OR REPLACED DAMAGED OR MISSING FLASHING IN KIND. SEE SPECIFICATIONS FOR DETAILS.

K SURFACE MOUNTED CONDUIT OR WIRING
- -REMOVE AND RELOCATE THROUGH INTERIOR AS DIRECTED BY OWNER. CONFIRM SOURCE AND FUNCTION AND REPORT TO OWNER FOR DIRECTION PRIOR TO ANY RELOCATION WORK. IF DIRECTED TO LEAVE IN PLACE, PROVIDE CLEAN AND SEALED PENETRATION THROUGH BUILDING ENVELOPE AS REQUIRED AND PER SPECIFICATIONS.

L REPAIR EXISTING RAMP / WALKING SURFACE - SEE SPECIFICATIONS FOR CONCRETE AND UNIT MASONRY MAINTENANCE AND REPAIR INFORMATION
- 1. REPAIR / RESET EXISTING GRANITE STEPS
- 2. REPAIR / REPLACE EXISTING CONCRETE WALKING SURFACE
- 3. RESET / REPOINT EXISTING GRANITE EDGE STONES AS REQUIRED
- 4. REPAIR EXISTING RAILING. REMOVE ALL RUST, CHIPPED & PEELING PAINT. CLEAN AND REFINISH AS REQUIRED.
- 5. PROVIDE NEW CODE COMPLIANT GUARD / HAND RAIL AT STAIRS AND LANDING IF/AS REQUIRED BY AUTHORITY HAVING JURISDICTION. SEE SPECIFICATIONS FOR ADDITIONAL INFORMATION ON RAILING REQUIREMENTS.

M ASSESS EXISTING FLAT ROOF PITCH, CONDITION, AND DRAIN CAPACITY. REPLACE MEMBRANE ROOFING SYSTEM DOWN TO EXISTING DECK AND PROVIDE NEW ROOFING SYSTEM PER SPECIFICATIONS. CORRECT PITCH FOR POSITIVE DRAINAGE TOWARDS EXISTING CONCEALED GUTTER AND PROVIDE NEW LARGER CAPACITY ROOF DRAIN AND LEADER TO PREVENT RUNOFF ISSUES AND DETERIORATION IN THIS AREA. FLASH AND SEAL AS REQUIRED TO EXISTING ADJACENT SURFACES. SEE SPECIFICATIONS FOR DETAILS AND ADDITIONAL INFORMATION.

N PROVIDE PREVENTATIVE MEASURE TO DETER BIRD NESTING AT TOP OF CHIMNEY. EVALUATE CHIMNEY CONDITION FOLLOWING ANY REQUIRED MASONRY REPAIR AND PROVIDE DETERRENT MEASURE OF TYPE AND SIZE SUITABLE FOR APPLICATION AS REQUIRED. BASIS OF DESIGN SPECIFICATION: BIRD-B-GONE STAINLESS STEEL BIRD SPIKES OR APPROVED EQUAL. SUBMIT PRODUCT DATA FOR REVIEW AND APPROVAL. INSTALL PER MANUFACTURE AND PROVIDE MANUFACTURER'S STANDARD WARRANTY.

O REMOVE DEBRIS / CLEAN GUTTER / REPAIR OR REPLACE AS REQUIRED FOR PROPER FUNCTION.

P REMOVE AND DISPOSE OF EXISTING WOOD RAMP CONSTRUCTION AT THIS LOCATION. PROVIDE NEW CONCRETE RAMP IN ITS PLACE (SEE 04/AE552 FOR ADDITIONAL INFORMATION)

Q REPAIR DAMAGE TO EXISTING ASPHALT SHINGLED ROOFING / FLASHING AS REQUIRED IN KIND. SEE SPECIFICATIONS FOR ADDITIONAL INFORMATION AND REQUIREMENTS.

R EXISTING VENT / COVER
- -VERIFY CURRENT FUNCTION WITH OWNER. REPLACE IN KIND WITH NEW IF STILL IN OPERATION. IF ABANDONED, REMOVE AND INFILL WITH MASONRY TO MATCH EXISTING AS REQUIRED.

S REPLACE EXISTING GUTTER AND PROVIDE NEW RAIN LEADER TO GRADE AS REQUIRED. REPLACE / MODIFY GUTTER AS NECESSARY FOR PROPER DRAINAGE.

T SEE DETAIL 06/AE553 FOR PROPOSED INFILL AT TOWER OPENINGS

GENERAL NOTES

- REPAIR OR REPLACE WINDOWS IN KIND AS INDICATED ON WINDOW REPAIR SCHEDULE ON SHEET AE800. SEE HAZARDOUS MATERIAL INSPECTION REPORT AND ABATEMENT PLAN PROVIDED IN THE SPECIFICATIONS FOR ADDITIONAL SCOPE AS REQUIRED.
- ALL EXISTING EXTERIOR WOOD TRIM TO BE STRIPPED OF EXISTING FINISH, CLEANED, AND PREPARED FOR NEW PAINTED FINISH PER SPECIFICATIONS. REPAIR OR REPLACE ALL DAMAGED ELEMENTS IN KIND AS REQUIRED. SEE SPECIFICATIONS FOR ADDITIONAL INFORMATION AND REQUIREMENTS.
- ALL EXTERIOR DOORS HAVE BEEN MARKED WITH A DOOR NUMBER FOR IDENTIFICATION PURPOSES DURING CONSTRUCTION AND NO SCHEDULE HAS BEEN PROVIDED. DESIGN INTENT OF THESE DOCUMENTS IS TO FULLY REPAIR AND RESTORE ALL EXTERIOR WOOD DOORS AND ASSOCIATED TRIM IN KIND PER SPECIFICATIONS.
- ALL EXTERIOR CONCRETE, MASONRY, AND STONE AREAS TO UNDERGO AN OVERALL GENERAL CLEANING PER THE SPECIFICATION REQUIREMENTS OUTLINED IN THEIR RESPECTIVE SECTIONS, IN ADDITION TO THE ISOLATED AREAS OF WORK SPECIFICALLY IDENTIFIED THROUGHOUT THESE PROJECT DRAWINGS. G.C. TO CARRY THE COST FOR A COMPLETE OVERALL CLEANING AS A PART OF THE TOTAL PROJECT COST.

BLOUNT • BENNETT
BBA
ARCHITECTS Ltd.
865 WATERMAN AVENUE UNIT B
EAST PROVIDENCE
RHODE ISLAND 02914
TEL: (401) 431-1922
www.bballtd.com
Members AIA

PROJECT NO.	1752
DRAWN BY	OR
CHECKED BY	GAB
DATE ISSUED	09-25-2018
REVISIONS	

© 2018
BLOUNT BENNETT ARCHITECTS LTD.

GEORGE A. BENNETT JR. No. 1100 REGISTERED ARCHITECT

PROJECT TITLE
STONE BARN ENVELOPE REPAIRS
COLT STATE PARK
ROUTE 114, BRISTOL, RHODE ISLAND 02809

DRAWING STATUS
ISSUED FOR CONSTRUCTION

DRAWING TITLE
DETAILS

SHEET NO.
AE550



REPAIR OR REPLACED DAMAGED STONE AT PRIOR RAILING LOCATIONS IF NOT UTILIZED FOR REPLACEMENT RAILING ATTACHMENT. REMOVE ANY REMAINING RAILING SEGMENTS IN THEIR ENTIRETY

L2: REPAIR DAMAGE TO CONCRETE PER SPECIFICATIONS , TYP. AT RAMP AND ADJACENT LANDING IN THEIR ENTIRETY. CLEAN ALL STAINING ON CONCRETE.

L4/L5: REMOVE AND REPLACE EXISTING RAILING PER SPECIFICATIONS. RAILING TO COMPLY WITH ALL APPLICABLE CODE REQUIREMENTS



COURTYARD RAMP AREA DETAIL

1 / AE551

SCALE: 1" = 1'-0"



REPAIR DAMAGE TO EXISTING DOOR, FRAME, AND CASING PER SPECIFICATIONS

A1,B, C

L4/L5: REMOVE AND REPLACE EXISTING RAILING PER SPECIFICATIONS. RAILING TO COMPLY WITH ALL APPLICABLE CODE REQUIREMENTS

L2: REPAIR DAMAGE TO CONCRETE PER SPECIFICATIONS , TYP. AT RAMP AND ADJACENT LANDING IN THEIR ENTIRETY. CLEAN ALL STAINING ON CONCRETE.

REPAIR DAMAGE TO EXISTING DOOR, FRAME, AND CASING PER SPECIFICATIONS

L4: REPAIR EXISTING RAILING PER SPECIFICATIONS

L2: REPAIR DAMAGE TO CONCRETE PER SPECIFICATIONS , TYP. AT RAMP AND ADJACENT LANDING IN THEIR ENTIRETY. CLEAN ALL STAINING ON CONCRETE.

COURTYARD RAMP REPAIR DETAIL

2 / AE551

SCALE: 1" = 1'-0"

A / C / L1 / L4: REPAIR MASONRY AT ALL RAILING ANCHORAGE LOCATIONS AS REQUIRED. MODIFY / REPAIR RAILING AS REQUIRED TO PROVIDE SOUND ANCHORAGE INTO EXISTING STAIR CONSTRUCTION.

REPOINT STAIR AS REQUIRED



REPAIR DAMAGE TO EXISTING DOOR, FRAME, AND CASING PER SPECIFICATIONS

L4: REPAIR EXISTING RAILING PER SPECIFICATIONS

COURTYARD STAIR REPAIR DETAIL

3 / AE551

SCALE: 1" = 1'-0"

CORNICE REPAIR DETAIL IN COURTYARD

4 / AE551

SCALE: 1" = 1'-0"



SEE 06/AE551 FOR TYPICAL REPAIR SCOPE AT EACH OF THESE 3 DOOR LOCATIONS

EAST ELEVATION DETAIL

5 / AE551

SCALE: 1" = 1'-0"

REPAIR DAMAGE TO EXISTING DOOR, FRAME, AND CASING PER SPECIFICATIONS

REPAIR OR REPLACED DAMAGED STONE AT PRIOR RAILING LOCATIONS. REMOVE ANY REMAINING RAILING SEGMENTS IN THEIR ENTIRETY

REMOVE ANY REMAINING RAILING POSTS AND REPAIR PATCH CONCRETE SURFACE AS REQUIRED

CLEAN CONCRETE OF STAINING IN ITS ENTIRETY

REPAIR DAMAGE TO CONCRETE PER SPECIFICATIONS

EAST ELEVATION DOOR DETAIL

6 / AE551

SCALE: 1" = 1'-0"

REPAIR DAMAGE TO EXISTING DOOR, FRAME, AND CASING PER SPECIFICATIONS

REMOVE ANY RAILING POST REMNANTS AND REPAIR / PATCH CONCRETE SURFACE AS REQUIRED FOR ENTIRE RAMP

CLEAN CONCRETE OF STAINING IN ITS ENTIRETY

REMOVE AND DISPOSE OF WOOD POST

REPAIR DAMAGE TO CONCRETE PER SPECIFICATIONS , TYP. AT RAMP

EAST ELEVATION RAMP / DOOR DETAIL

7 / AE551

SCALE: 1" = 1'-0"

KEYNOTE LEGEND

A SPALLING / CRACKED / DAMAGED STONE OR MASONRY
- 1 REPAIR SPALLING STONE MASONRY - SEE SPECIFICATIONS FOR DETAILS
- 2 REPAIR CRACKED STONE MASONRY - SEE SPECIFICATIONS FOR DETAILS
- 3 FILL HOLES IN STONE MASONRY - SEE SPECIFICATIONS FOR DETAILS
- 4 REMOVE & REPLACE MASONRY UNIT IN-KIND, COLOR & PROFILE TO MATCH EXISTING PER SPECIFICATIONS UNLESS NOTED OTHERWISE

B EFFLORESCENCE OR BIOLOGICAL STAINING
- CLEAN EFFLORESCENCE AND/OR STAINING AND REMOVE ALL VEGETATION IN IT'S ENTIRETY SEE SPECIFICATIONS FOR CLEANING REQUIREMENTS

C MORTAR DETERIORATION
- REMOVE EXISTING MORTAR AND REPOINT STONE OR MASONRY, MATCH EXISTING COLOR AND PROFILE - SEE SPECIFICATIONS FOR MORTAR TYPE AND ADDITIONAL INFO.

D REPAIR / REPLACE DAMAGED OR MISSING CLAY ROOF TILE - SEE SPECIFICATION FOR DETAILS

E DAMAGED OR DETERIORATED WOOD TRIM
- 1 REMOVE EXISTING WOOD FINISH AND PREPARE / REPAIR WOOD FOR NEW FINISH IN KIND.
- 2 REPLACE DAMAGED OR DETERIORATED WOOD ELEMENTS IN KIND TO MATCH EXISTING.

F FAILED OR MISSING SEALANT
- REMOVE EXISTING SEALANT, CLEAN JOINT AND APPLY NEW SEALANT AS SPECIFIED

G REPAIR EXISTING ROOF EDGE / FASCIA

H REPAIR / REPLACE / PAINT RAILING
- REMOVE ALL RUST, CHIPPED & PEELING PAINT - CLEAN RAILING AND PAINT - SEE SEE SPECIFICATIONS FOR MORE INFORMATION

I REMOVE PLANT GROWTH AND CLEAN EXISTING SUBSTRATE AS REQUIRED - SEE SPECIFICATIONS FOR CLEANING REQUIREMENTS.

J DAMAGED FLASHING
- REPAIR OR REPLACED DAMAGED OR MISSING FLASHING IN KIND. SEE SPECIFICATIONS FOR DETAILS.

K SURFACE MOUNTED CONDUIT OR WIRING
- REMOVE AND RELOCATE THROUGH INTERIOR AS DIRECTED BY OWNER. CONFIRM SOURCE AND FUNCTION AND REPORT TO OWNER FOR DIRECTION PRIOR TO ANY RELOCATION WORK. IF DIRECTED TO LEAVE IN PLACE, PROVIDE CLEAN AND SEALED PENETRATION THROUGH BUILDING ENVELOPE AS REQUIRED AND PER SPECIFICATIONS.

L REPAIR EXISTING RAMP / WALKING SURFACE - SEE SPECIFICATIONS FOR CONCRETE AND UNIT MASONRY MAINTENANCE AND REPAIR INFORMATION
1. REPAIR / RESET EXISTING GRANITE STEPS
2. REPAIR / REPLACE EXISTING CONCRETE WALKING SURFACE
3. RESET / REPOINT EXISTING GRANITE EDGE STONES AS REQUIRED
4. REPAIR EXISTING RAILING. REMOVE ALL RUST, CHIPPED & PEELING PAINT. CLEAN AND REFINISH AS REQUIRED.
5. PROVIDE NEW CODE COMPLIANT GUARD / HAND RAIL AT STAIRS AND LANDING IF/AS REQUIRED BY AUTHORITY HAVING JURISDICTION. SEE SPECIFICATIONS FOR ADDITIONAL INFORMATION ON RAILING REQUIREMENTS.

M ASSESS EXISTING FLAT ROOF PITCH, CONDITION, AND DRAIN CAPACITY. REPLACE MEMBRANE ROOFING SYSTEM DOWN TO EXISTING DECK AND PROVIDE NEW ROOFING SYSTEM PER SPECIFICATIONS. CORRECT PITCH FOR POSITIVE DRAINAGE TOWARDS EXISTING CONCEALED GUTTER AND PROVIDE NEW LARGER CAPACITY ROOF DRAIN AND LEADER TO PREVENT RUNOFF ISSUES AND DETERIORATION IN THIS AREA. FLASH AND SEAL AS REQUIRED TO EXISTING ADJACENT SURFACES. SEE SPECIFICATIONS FOR DETAILS AND ADDITIONAL INFORMATION.

N PROVIDE PREVENTATIVE MEASURE TO DETER BIRD NESTING AT TOP OF CHIMNEY. EVALUATE CHIMNEY CONDITION FOLLOWING ANY REQUIRED MASONRY REPAIR AND PROVIDE DETERRENT MEASURE OF TYPE AND SIZE SUITABLE FOR APPLICATION AS REQUIRED. BASIS OF DESIGN SPECIFICATION: BIRD-B-GONE STAINLESS STEEL BIRD SPIKES OR APPROVED EQUAL. SUBMIT PRODUCT DATA FOR REVIEW AND APPROVAL. INSTALL PER MANUFACTURE AND PROVIDE MANUFACTURER'S STANDARD WARRANTY.

O REMOVE DEBRIS / CLEAN GUTTER / REPAIR OR REPLACE AS REQUIRED FOR PROPER FUNCTION.

P REMOVE AND DISPOSE OF EXISTING WOOD RAMP CONSTRUCTION AT THIS LOCATION. PROVIDE NEW CONCRETE RAMP IN ITS PLACE (SEE 04/AE552 FOR ADDITIONAL INFORMATION)

Q REPAIR DAMAGE TO EXISTING ASPHALT SHINGLED ROOFING / FLASHING AS REQUIRED IN KIND. SEE SPECIFICATIONS FOR ADDITIONAL INFORMATION AND REQUIREMENTS.

R EXISTING VENT / COVER
- VERIFY CURRENT FUNCTION WITH OWNER. REPLACE IN KIND WITH NEW IF STILL IN OPERATION. IF ABANDONED, REMOVE AND INFILL WITH MASONRY TO MATCH EXISTING AS REQUIRED.

S REPLACE EXISTING GUTTER AND PROVIDE NEW RAIN LEADER TO GRADE AS REQUIRED. REPLACE / MODIFY GUTTER AS NECESSARY FOR PROPER DRAINAGE.

T SEE DETAIL 06/AE553 FOR PROPOSED INFILL AT TOWER OPENINGS

GENERAL NOTES

- REPAIR OR REPLACE WINDOWS IN KIND AS INDICATED ON WINDOW REPAIR SCHEDULE ON SHEET AE800. SEE HAZARDOUS MATERIAL INSPECTION REPORT AND ABATEMENT PLAN PROVIDED IN THE SPECIFICATIONS FOR ADDITIONAL SCOPE AS REQUIRED.
- ALL EXISTING EXTERIOR WOOD TRIM TO BE STRIPPED OF EXISTING FINISH, CLEANED, AND PREPARED FOR NEW PAINTED FINISH PER SPECIFICATIONS. REPAIR OR REPLACE ALL DAMAGED ELEMENTS IN KIND AS REQUIRED. SEE SPECIFICATIONS FOR ADDITIONAL INFORMATION AND REQUIREMENTS.
- ALL EXTERIOR DOORS HAVE BEEN MARKED WITH A DOOR NUMBER FOR IDENTIFICATION PURPOSES DURING CONSTRUCTION AND NO SCHEDULE HAS BEEN PROVIDED. DESIGN INTENT OF THESE DOCUMENTS IS TO FULLY REPAIR AND RESTORE ALL EXTERIOR WOOD DOORS AND ASSOCIATED TRIM IN KIND PER SPECIFICATIONS.
- ALL EXTERIOR CONCRETE, MASONRY, AND STONE AREAS TO UNDERGO AN OVERALL GENERAL CLEANING PER THE SPECIFICATION REQUIREMENTS OUTLINED IN THEIR RESPECTIVE SECTIONS, IN ADDITION TO THE ISOLATED AREAS OF WORK SPECIFICALLY IDENTIFIED THROUGHOUT THESE PROJECT DRAWINGS. G.C. TO CARRY THE COST FOR A COMPLETE OVERALL CLEANING AS A PART OF THE TOTAL PROJECT COST.

BLOUNT • BENNETT
BBA
ARCHITECTS Ltd.
865 WATERMAN AVENUE UNIT B
EAST PROVIDENCE
RHODE ISLAND 02914
TEL: (401) 431-1922
www.bbaltd.com
Members AIA

PROJECT NO.	1752
DRAWN BY	OR
CHECKED BY	GAB
DATE ISSUED	09-25-0218
REVISIONS	

© 2018
BLOUNT BENNETT ARCHITECTS LTD.

GEORGE A. BENNETT, JR. No. 3100 REGISTERED ARCHITECT

PROJECT TITLE

STONE BARN ENVELOPE REPAIRS
COLT STATE PARK
ROUTE 114, BRISTOL, RHODE ISLAND 02809

DRAWING STATUS
ISSUED FOR CONSTRUCTION

DRAWING TITLE
DETAILS

SHEET NO.
AE551



1
AE552

SILO DETAIL AT CORNICE

SCALE: 1" = 1'-0"



3
AE552

WEST ELEVATION ENTRANCE DETAIL

SCALE: 1" = 1'-0"



GENERAL NOTE: OWNER TO CONTRACT SEPARATELY FOR CLEANING AND REMEDIATION OF ANIMAL WASTE THROUGHOUT ENTIRETY OF SILO PRIOR TO START OF WORK. INTENDED SCOPE OF WORK IS LIMITED TO THE REPAIR AND RESTORATION / CLEANING OF THE LIMITED WORK AREA NOTED ABOVE. CLEANING AND REPAIR OF EXISTING TERRA COTTA THROUGHOUT THE ENTIRETY OF THE SILO IS NOT INTENDED WITHIN CONTRACTOR'S SCOPE OF WORK.

2
AE552

SILO REPAIR DETAIL

SCALE: 1" = 1'-0"



4
AE552

WEST ELEVATION RAMP / DOOR DETAIL

SCALE: 1" = 1'-0"

KEYNOTE LEGEND

A SPALLING / CRACKED / DAMAGED STONE OR MASONRY
- 1 REPAIR SPALLING STONE MASONRY - SEE SPECIFICATIONS FOR DETAILS
- 2 REPAIR CRACKED STONE MASONRY - SEE SPECIFICATIONS FOR DETAILS
- 3 FILL HOLES IN STONE MASONRY - SEE SPECIFICATIONS FOR DETAILS
- 4 REMOVE & REPLACE MASONRY UNIT IN-KIND, COLOR & PROFILE TO MATCH EXISTING PER SPECIFICATIONS UNLESS NOTED OTHERWISE

B EFFLORESCENCE OR BIOLOGICAL STAINING
- CLEAN EFFLORESCENCE AND/OR STAINING AND REMOVE ALL VEGETATION IN IT'S ENTIRETY SEE SPECIFICATIONS FOR CLEANING REQUIREMENTS

C MORTAR DETERIORATION
- REMOVE EXISTING MORTAR AND REPOINT STONE OR MASONRY, MATCH EXISTING COLOR AND PROFILE - SEE SPECIFICATIONS FOR MORTAR TYPE AND ADDITIONAL INFO.

D REPAIR / REPLACE DAMAGED OR MISSING CLAY ROOF TILE - SEE SPECIFICATION FOR DETAILS

E DAMAGED OR DETERIORATED WOOD TRIM
- 1 REMOVE EXISTING WOOD FINISH AND PREPARE / REPAIR WOOD FOR NEW FINISH IN KIND.
- 2 REPLACE DAMAGED OR DETERIORATED WOOD ELEMENTS IN KIND TO MATCH EXISTING.

F FAILED OR MISSING SEALANT
- REMOVE EXISTING SEALANT, CLEAN JOINT AND APPLY NEW SEALANT AS SPECIFIED

G REPAIR EXISTING ROOF EDGE / FASCIA

H REPAIR / REPLACE / PAINT RAILING
- REMOVE ALL RUST, CHIPPED & PEELING PAINT - CLEAN RAILING AND PAINT - SEE SEE SPECIFICATIONS FOR MORE INFORMATION

I REMOVE PLANT GROWTH AND CLEAN EXISTING SUBSTRATE AS REQUIRED - SEE SPECIFICATIONS FOR CLEANING REQUIREMENTS.

J DAMAGED FLASHING
- -REPAIR OR REPLACED DAMAGED OR MISSING FLASHING IN KIND. SEE SPECIFICATIONS FOR DETAILS.

K SURFACE MOUNTED CONDUIT OR WIRING
- -REMOVE AND RELOCATE THROUGH INTERIOR AS DIRECTED BY OWNER. CONFIRM SOURCE AND FUNCTION AND REPORT TO OWNER FOR DIRECTION PRIOR TO ANY RELOCATION WORK. IF DIRECTED TO LEAVE IN PLACE, PROVIDE CLEAN AND SEALED PENETRATION THROUGH BUILDING ENVELOPE AS REQUIRED AND PER SPECIFICATIONS.

L REPAIR EXISTING RAMP / WALKING SURFACE - SEE SPECIFICATIONS FOR CONCRETE AND UNIT MASONRY MAINTENANCE AND REPAIR INFORMATION
- 1. REPAIR / RESET EXISTING GRANITE STEPS
- 2. REPAIR / REPLACE EXISTING CONCRETE WALKING SURFACE
- 3. RESET / REPOINT EXISTING GRANITE EDGE STONES AS REQUIRED
- 4. REPAIR EXISTING RAILING. REMOVE ALL RUST, CHIPPED & PEELING PAINT. CLEAN AND REFINISH AS REQUIRED.
- 5. PROVIDE NEW CODE COMPLIANT GUARD / HAND RAIL AT STAIRS AND LANDING IF/AS REQUIRED BY AUTHORITY HAVING JURISDICTION. SEE SPECIFICATIONS FOR ADDITIONAL INFORMATION ON RAILING REQUIREMENTS.

M ASSESS EXISTING FLAT ROOF PITCH, CONDITION, AND DRAIN CAPACITY. REPLACE MEMBRANE ROOFING SYSTEM DOWN TO EXISTING DECK AND PROVIDE NEW ROOFING SYSTEM PER SPECIFICATIONS. CORRECT PITCH FOR POSITIVE DRAINAGE TOWARDS EXISTING CONCEALED GUTTER AND PROVIDE NEW LARGER CAPACITY ROOF DRAIN AND LEADER TO PREVENT RUNOFF ISSUES AND DETERIORATION IN THIS AREA. FLASH AND SEAL AS REQUIRED TO EXISTING ADJACENT SURFACES. SEE SPECIFICATIONS FOR DETAILS AND ADDITIONAL INFORMATION.

N PROVIDE PREVENTATIVE MEASURE TO DETER BIRD NESTING AT TOP OF CHIMNEY. EVALUATE CHIMNEY CONDITION FOLLOWING ANY REQUIRED MASONRY REPAIR AND PROVIDE DETERRENT MEASURE OF TYPE AND SIZE SUITABLE FOR APPLICATION AS REQUIRED. BASIS OF DESIGN SPECIFICATION: BIRD-B-GONE STAINLESS STEEL BIRD SPIKES OR APPROVED EQUAL. SUBMIT PRODUCT DATA FOR REVIEW AND APPROVAL.. INSTALL PER MANUFACTURE AND PROVIDE MANUFACTURER'S STANDARD WARRANTY.

O REMOVE DEBRIS / CLEAN GUTTER / REPAIR OR REPLACE AS REQUIRED FOR PROPER FUNCTION.

P REMOVE AND DISPOSE OF EXISTING WOOD RAMP CONSTRUCTION AT THIS LOCATION. PROVIDE NEW CONCRETE RAMP IN ITS PLACE (SEE 04/AE552 FOR ADDITIONAL INFORMATION)

Q REPAIR DAMAGE TO EXISTING ASPHALT SHINGLED ROOFING / FLASHING AS REQUIRED IN KIND. SEE SPECIFICATIONS FOR ADDITIONAL INFORMATION AND REQUIREMENTS.

R EXISTING VENT / COVER
- -VERIFY CURRENT FUNCTION WITH OWNER. REPLACE IN KIND WITH NEW IF STILL IN OPERATION. IF ABANDONED, REMOVE AND INFILL WITH MASONRY TO MATCH EXISTING AS REQUIRED.

S REPLACE EXISTING GUTTER AND PROVIDE NEW RAIN LEADER TO GRADE AS REQUIRED. REPLACE / MODIFY GUTTER AS NECESSARY FOR PROPER DRAINAGE.

T SEE DETAIL 06/AE553 FOR PROPOSED INFILL AT TOWER OPENINGS

GENERAL NOTES

- REPAIR OR REPLACE WINDOWS IN KIND AS INDICATED ON WINDOW REPAIR SCHEDULE ON SHEET AE800. SEE HAZARDOUS MATERIAL INSPECTION REPORT AND ABATEMENT PLAN PROVIDED IN THE SPECIFICATIONS FOR ADDITIONAL SCOPE AS REQUIRED.
- ALL EXISTING EXTERIOR WOOD TRIM TO BE STRIPPED OF EXISTING FINISH, CLEANED, AND PREPARED FOR NEW PAINTED FINISH PER SPECIFICATIONS. REPAIR OR REPLACE ALL DAMAGED ELEMENTS IN KIND AS REQUIRED. SEE SPECIFICATIONS FOR ADDITIONAL INFORMATION AND REQUIREMENTS.
- ALL EXTERIOR DOORS HAVE BEEN MARKED WITH A DOOR NUMBER FOR IDENTIFICATION PURPOSES DURING CONSTRUCTION AND NO SCHEDULE HAS BEEN PROVIDED. DESIGN INTENT OF THESE DOCUMENTS IS TO FULLY REPAIR AND RESTORE ALL EXTERIOR WOOD DOORS AND ASSOCIATED TRIM IN KIND PER SPECIFICATIONS.
- ALL EXTERIOR CONCRETE, MASONRY, AND STONE AREAS TO UNDERGO AN OVERALL GENERAL CLEANING PER THE SPECIFICATION REQUIREMENTS OUTLINED IN THEIR RESPECTIVE SECTIONS, IN ADDITION TO THE ISOLATED AREAS OF WORK SPECIFICALLY IDENTIFIED THROUGHOUT THESE PROJECT DRAWINGS. G.C. TO CARRY THE COST FOR A COMPLETE OVERALL CLEANING AS A PART OF THE TOTAL PROJECT COST.

BLOUNT • BENNETT
BBA
ARCHITECTS Ltd.
865 WATERMAN AVENUE UNIT B
EAST PROVIDENCE
RHODE ISLAND 02914
TEL: (401) 431-1922
www.bbaltd.com
Members AIA

PROJECT NO.	1752
DRAWN BY	OR
CHECKED BY	GAB
DATE ISSUED	09-25-2018
REVISIONS	

© 2018
BLOUNT BENNETT ARCHITECTS LTD.

GEORGE A. BENNETT, JR. No. 1100 REGISTERED ARCHITECT

PROJECT TITLE
STONE BARN ENVELOPE REPAIRS
COLT STATE PARK
ROUTE 114, BRISTOL, RHODE ISLAND 02809

DRAWING STATUS
ISSUED FOR CONSTRUCTION

DRAWING TITLE
DETAILS

SHEET NO.
AE552



1 AE553

PARTIAL NORTH ELEVATION

SCALE: 1" = 1'-0"



2 AE553

PARTIAL NORTH ELEVATION DETAIL 001

SCALE: 1" = 1'-0"

3 AE553

PARTIAL NORTH ELEVATION REPAIR DETAIL 002

SCALE: 1" = 1'-0"



4 AE553

MASONRY / TRIM REPAIR DETAIL

SCALE: 1" = 1'-0"

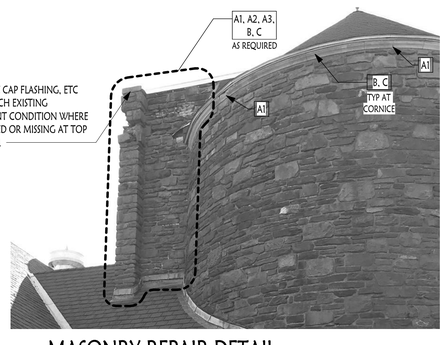

5 AE553

MASONRY REPAIR DETAIL

SCALE: 1" = 1'-0"



EXISTING FRAME AND INFILL PANELS TO BE REMOVED AT ALL TOWER OPENINGS, TYP. PREPARE AND FLASH OPENINGS AS REQUIRED TO PROVIDE NEW FRAME, PANEL, AND SCREEN AT EACH OPENING - SEAL AND FLASH AS REQUIRED TO PREVENT WATER INFILTRATION INTO TOWER INTERIOR. PROVIDE LOUVER IN 6 OPENINGS PER SPECIFICATION SECTION 089100. PROVIDE PRODUCT DATA AND SHOP DRAWING SUBMITTALS FOR PROPOSED INFILL AT ALL OPENINGS FOR OWNER / ARCHITECT REVIEW AND APPROVAL PRIOR TO COMMENCEMENT OF ANY WORK IN THIS REGARD.

6 AE553

TOWER OPENING INFILL

SCALE: 1" = 1'-0"

KEYNOTE LEGEND

A SPALLING / CRACKED / DAMAGED STONE OR MASONRY
- 1 REPAIR SPALLING STONE MASONRY - SEE SPECIFICATIONS FOR DETAILS
- 2 REPAIR CRACKED STONE MASONRY - SEE SPECIFICATIONS FOR DETAILS
- 3 FILL HOLES IN STONE MASONRY - SEE SPECIFICATIONS FOR DETAILS
- 4 REMOVE & REPLACE MASONRY UNIT IN-KIND, COLOR & PROFILE TO MATCH EXISTING PER SPECIFICATIONS UNLESS NOTED OTHERWISE

B EFFLORESCENCE OR BIOLOGICAL STAINING
- CLEAN EFFLORESCENCE AND/OR STAINING AND REMOVE ALL VEGETATION IN IT'S ENTIRETY SEE SPECIFICATIONS FOR CLEANING REQUIREMENTS

C MORTAR DETERIORATION
- REMOVE EXISTING MORTAR AND REPOINT STONE OR MASONRY, MATCH EXISTING COLOR AND PROFILE - SEE SPECIFICATIONS FOR MORTAR TYPE AND ADDITIONAL INFO.

D REPAIR / REPLACE DAMAGED OR MISSING CLAY ROOF TILE - SEE SPECIFICATION FOR DETAILS

E DAMAGED OR DETERIORATED WOOD TRIM
- 1 REMOVE EXISTING WOOD FINISH AND PREPARE / REPAIR WOOD FOR NEW FINISH IN KIND.
- 2 REPLACE DAMAGED OR DETERIORATED WOOD ELEMENTS IN KIND TO MATCH EXISTING.

F FAILED OR MISSING SEALANT
- REMOVE EXISTING SEALANT, CLEAN JOINT AND APPLY NEW SEALANT AS SPECIFIED

G REPAIR EXISTING ROOF EDGE / FASCIA

H REPAIR / REPLACE / PAINT RAILING
- REMOVE ALL RUST, CHIPPED & PEELING PAINT - CLEAN RAILING AND PAINT - SEE SEE SPECIFICATIONS FOR MORE INFORMATION

I REMOVE PLANT GROWTH AND CLEAN EXISTING SUBSTRATE AS REQUIRED - SEE SPECIFICATIONS FOR CLEANING REQUIREMENTS.

J DAMAGED FLASHING
- REPAIR OR REPLACED DAMAGED OR MISSING FLASHING IN KIND. SEE SPECIFICATIONS FOR DETAILS.

K SURFACE MOUNTED CONDUIT OR WIRING
- REMOVE AND RELOCATE THROUGH INTERIOR AS DIRECTED BY OWNER. CONFIRM SOURCE AND FUNCTION AND REPORT TO OWNER FOR DIRECTION PRIOR TO ANY RELOCATION WORK. IF DIRECTED TO LEAVE IN PLACE, PROVIDE CLEAN AND SEALED PENETRATION THROUGH BUILDING ENVELOPE AS REQUIRED AND PER SPECIFICATIONS.

L REPAIR EXISTING RAMP / WALKING SURFACE - SEE SPECIFICATIONS FOR CONCRETE AND UNIT MASONRY MAINTENANCE AND REPAIR INFORMATION
- 1. REPAIR / RESET EXISTING GRANITE STEPS
- 2. REPAIR / REPLACE EXISTING CONCRETE WALKING SURFACE
- 3. RESET / REPOINT EXISTING GRANITE EDGE STONES AS REQUIRED
- 4. REPAIR EXISTING RAILING. REMOVE ALL RUST, CHIPPED & PEELING PAINT. CLEAN AND REFINISH AS REQUIRED.
- 5. PROVIDE NEW CODE COMPLIANT GUARD / HAND RAIL AT STAIRS AND LANDING IF/AS REQUIRED BY AUTHORITY HAVING JURISDICTION. SEE SPECIFICATIONS FOR ADDITIONAL INFORMATION ON RAILING REQUIREMENTS.

M ASSESS EXISTING FLAT ROOF PITCH, CONDITION, AND DRAIN CAPACITY. REPLACE MEMBRANE ROOFING SYSTEM DOWN TO EXISTING DECK AND PROVIDE NEW ROOFING SYSTEM PER SPECIFICATIONS. CORRECT PITCH FOR POSITIVE DRAINAGE TOWARDS EXISTING CONCEALED GUTTER AND PROVIDE NEW LARGER CAPACITY ROOF DRAIN AND LEADER TO PREVENT RUNOFF ISSUES AND DETERIORATION IN THIS AREA. FLASH AND SEAL AS REQUIRED TO EXISTING ADJACENT SURFACES. SEE SPECIFICATIONS FOR DETAILS AND ADDITIONAL INFORMATION.

N PROVIDE PREVENTATIVE MEASURE TO DETER BIRD NESTING AT TOP OF CHIMNEY. EVALUATE CHIMNEY CONDITION FOLLOWING ANY REQUIRED MASONRY REPAIR AND PROVIDE DETERRENT MEASURE OF TYPE AND SIZE SUITABLE FOR APPLICATION AS REQUIRED. BASIS OF DESIGN SPECIFICATION: BIRD-B-GONE STAINLESS STEEL BIRD SPIKES OR APPROVED EQUAL. SUBMIT PRODUCT DATA FOR REVIEW AND APPROVAL. INSTALL PER MANUFACTURE AND PROVIDE MANUFACTURER'S STANDARD WARRANTY.

O REMOVE DEBRIS / CLEAN GUTTER / REPAIR OR REPLACE AS REQUIRED FOR PROPER FUNCTION.

P REMOVE AND DISPOSE OF EXISTING WOOD RAMP CONSTRUCTION AT THIS LOCATION. PROVIDE NEW CONCRETE RAMP IN ITS PLACE (SEE 04/AE552 FOR ADDITIONAL INFORMATION)

Q REPAIR DAMAGE TO EXISTING ASPHALT SHINGLED ROOFING / FLASHING AS REQUIRED IN KIND. SEE SPECIFICATIONS FOR ADDITIONAL INFORMATION AND REQUIREMENTS.

R EXISTING VENT / COVER
- -VERIFY CURRENT FUNCTION WITH OWNER. REPLACE IN KIND WITH NEW IF STILL IN OPERATION. IF ABANDONED, REMOVE AND INFILL WITH MASONRY TO MATCH EXISTING AS REQUIRED.

S REPLACE EXISTING GUTTER AND PROVIDE NEW RAIN LEADER TO GRADE AS REQUIRED. REPLACE / MODIFY GUTTER AS NECESSARY FOR PROPER DRAINAGE.

T SEE DETAIL 06/AE553 FOR PROPOSED INFILL AT TOWER OPENINGS

GENERAL NOTES

- REPAIR OR REPLACE WINDOWS IN KIND AS INDICATED ON WINDOW REPAIR SCHEDULE ON SHEET AE800. SEE HAZARDOUS MATERIAL INSPECTION REPORT AND ABATEMENT PLAN PROVIDED IN THE SPECIFICATIONS FOR ADDITIONAL SCOPE AS REQUIRED.
- ALL EXISTING EXTERIOR WOOD TRIM TO BE STRIPPED OF EXISTING FINISH, CLEANED, AND PREPARED FOR NEW PAINTED FINISH PER SPECIFICATIONS. REPAIR OR REPLACE ALL DAMAGED ELEMENTS IN KIND AS REQUIRED. SEE SPECIFICATIONS FOR ADDITIONAL INFORMATION AND REQUIREMENTS.
- ALL EXTERIOR DOORS HAVE BEEN MARKED WITH A DOOR NUMBER FOR IDENTIFICATION PURPOSES DURING CONSTRUCTION AND NO SCHEDULE HAS BEEN PROVIDED. DESIGN INTENT OF THESE DOCUMENTS IS TO FULLY REPAIR AND RESTORE ALL EXTERIOR WOOD DOORS AND ASSOCIATED TRIM IN KIND PER SPECIFICATIONS.
- ALL EXTERIOR CONCRETE, MASONRY, AND STONE AREAS TO UNDERGO AN OVERALL GENERAL CLEANING PER THE SPECIFICATION REQUIREMENTS OUTLINED IN THEIR RESPECTIVE SECTIONS, IN ADDITION TO THE ISOLATED AREAS OF WORK SPECIFICALLY IDENTIFIED THROUGHOUT THESE PROJECT DRAWINGS. G.C. TO CARRY THE COST FOR A COMPLETE OVERALL CLEANING AS A PART OF THE TOTAL PROJECT COST.

BLOUNT • BENNETT
BBA
ARCHITECTS Ltd.
865 WATERMAN AVENUE UNIT B
EAST PROVIDENCE
RHODE ISLAND 02914
TEL: (401) 431-1922
www.bbaltd.com
Members AIA

PROJECT NO.	1752
DRAWN BY	OR
CHECKED BY	GAB
DATE ISSUED	09-25-2018
REVISIONS	

© 2018
BLOUNT BENNETT ARCHITECTS LTD.

GEORGE A. BENNETT, JR. No. 1100 REGISTERED ARCHITECT

PROJECT TITLE
STONE BARN ENVELOPE REPAIRS
COLT STATE PARK
ROUTE 114, BRISTOL, RHODE ISLAND 02809

DRAWING STATUS
ISSUED FOR CONSTRUCTION

DRAWING TITLE
DETAILS

SHEET NO.
AE553

WINDOW REPAIR SCHEDULE

MARK	CONDITION	REPAIR SCOPE
B01	Existing sash is missing.	Install new sash to match existing at similar windows. Glaze with clear glass and paint per specifications.
B02	Sash requires repair to muntins, bottom rail, and bottom of stiles.	Repair sash with epoxy or replace to match existing if deteriorated beyond repair. Reglaze and paint per specifications.
B03	No frame or sash damage noted. Three broken glass panes.	Replace damaged panes with clear glass, reglaze, and paint per specifications.
B04	Sash requires repair to bottom rail.	Repair sash with epoxy or replace to match existing if deteriorated beyond repair. Reglaze and paint per specifications.
B05	Sash requires minor repairs. Broken glass pane.	Epoxy repair sash as required. Replace damaged pane with clear glass, reglaze, and paint per specifications.
B06	Sash requires repair to bottom rail and bottom of stiles. Two broken glass panes.	Repair sash with epoxy or replace to match existing if deteriorated beyond repair. Replace damaged panes with clear glass, reglaze, and paint per specifications.
B07	Sash requires repair to bottom rail and bottom of stiles. Two broken glass panes.	Repair sash with epoxy or replace to match existing if deteriorated beyond repair. Replace damaged panes with clear glass, reglaze, and paint per specifications.
B08	No frame or sash damage noted. Broken glass pane.	Replace damaged panes with clear glass, reglaze, and paint per specifications.
B09	Not used.	Not used.
B10	Not used.	Not used.
B11	Not used.	Not used.
B12	Frame requires minor repairs.	Repair hole in frame with epoxy. Reglaze and paint per specifications.
B13	No frame or sash damage noted. Mispositioned glass panes.	Reposition glass panes, reglaze, and paint per specifications.
B14	Existing sash is missing.	Install new sash to match existing at similar windows. Glaze with clear glass and paint per specifications.
B15A	No frame or sash damage noted.	Reglaze and paint per specifications.
B15B	No frame or sash damage noted. Broken glass pane.	Replace damaged panes with clear glass, reglaze, and paint per specifications.
B15C	No frame or sash damage noted. Three broken glass panes.	Replace damaged panes with clear glass, reglaze, and paint per specifications.
B15D	No frame or sash damage noted. Three broken glass panes.	Replace damaged panes with clear glass, reglaze, and paint per specifications.
B16A	No frame or sash damage noted.	Reglaze and paint per specifications.
B16B	No frame or sash damage noted.	Reglaze and paint per specifications.
B16C	Sash requires repair to bottom rail. Broken glass pane.	Repair sash with epoxy or replace to match existing if deteriorated beyond repair. Replace damaged panes with clear glass, reglaze, and paint per specifications.
B16D	No frame or sash damage noted. Broken glass pane.	Replace damaged panes with clear glass, reglaze, and paint per specifications.
B17A	No frame or sash damage noted.	Reglaze and paint per specifications.
B17B	No frame or sash damage noted.	Reglaze and paint per specifications.
B17C	Sash is missing muntin. Broken glass panes.	Replace missing muntin with new to match existing. Replace damaged panes with clear glass, reglaze, and paint per specifications.
B17D	No frame or sash damage noted. Two broken glass panes.	Replace damaged panes with clear glass, reglaze, and paint per specifications.
B18A	No frame or sash damage noted. Two broken glass panes.	Replace damaged panes with clear glass, reglaze, and paint per specifications.
B18B	No frame or sash damage noted.	Reglaze and paint per specifications.
B18C	No frame or sash damage noted.	Reglaze and paint per specifications.
B18D	No frame or sash damage noted.	Reglaze and paint per specifications.
B19A	No frame or sash damage noted.	Reglaze and paint per specifications.
B19B	No frame or sash damage noted. Broken glass pane.	Replace damaged panes with clear glass, reglaze, and paint per specifications.
B19C	No frame or sash damage noted.	Reglaze and paint per specifications.
B19D	Frame requires minor repairs. Two broken glass panes.	Repair hole in frame with epoxy. Replace damaged panes with clear glass, reglaze, and paint per specifications.
B20	Frame needs repair and reattachment. Sash is missing. Existing conduit penetrates opening.	Repair frame with epoxy and reattach as required. Install new sash to match existing at similar windows. Glaze with clear glass and paint per specifications. Coordinate conduit condition with owner and make accommodations as required should it need to remain in place. Provide a neat and weatherproof penetration through window as required.
B21	No frame or sash damage noted.	Remove heavy window screening. Reglaze and paint per specifications.
B22	Frame requires repair. Existing sash is missing.	Remove heavy window screening. Repair frame with epoxy as required and reattach moldings to frame. Install new sash to match existing at similar windows. Glaze with clear glass and paint per specifications.
B23	Existing sash is missing.	Install new sash to match existing at similar windows. Glaze with clear glass and paint per specifications.
B24	Existing sash requires repair. Existing exhaust penetrates opening.	Replace broken muntins with new muntins to match existing. Reglue window sash as required. Glaze with clear glass and paint per specifications. Coordinate conduit condition with owner and make accommodations as required should it need to remain in place. Provide a neat and weatherproof penetration through window as required.
B25	Non-original vinyl window unit.	Remove and dispose of existing vinyl window and frame. Install new wood window and frame to match existing at similar openings. Paint per specifications.
B26	Sash requires minor repairs. Two broken glass panes.	Remove heavy window screening. Replace missing muntin with new muntin to match existing. Replace damaged panes with clear glass, reglaze, and paint per specifications.
B27	Existing original frame and sash are missing.	Install new wood window unit in existing opening to match existing windows at similar openings. Glaze and paint per specifications.
B28	Existing frame and sash show signs of subistantial damage. Existing conduits penetrate opening.	Remove existing frame and sash and install new wood window unit and frame in existing opening to match existing windows at similar openings. Paint per specifications. Coordinate conduit condition with owner and make accommodations as required should they need to remain in place. Provide a neat and weatherproof penetration through window as required.
B29	Non-original vinyl window unit.	Remove and dispose of existing vinyl window and frame. Install new wood window and frame to match existing at similar openings. Paint per specifications.
101	No frame or sash damage noted.	Reglaze and paint per specifications.
102	No frame or sash damage noted.	Reglaze and paint per specifications.
103	Existing sash requires repair. Broken glass pane.	Epoxy consolidate center stile of existing wood casement unit. Replace damaged pane with clear glass, reglaze, and paint per specifications.
104	No frame or sash damage noted.	Reglaze and paint per specifications.
105	No frame or sash damage noted.	Replace missing ropes and weights. Reglaze and paint per specifications.
106	No frame or sash damage noted. Broken glass pane.	Replace damaged pane with clear glass, reglaze, and paint per specifications.
107	No frame or sash damage noted.	Reglaze and paint per specifications.
108	Lower sash is either missing or modified to accommodate window air conditioning unit.	Coordinate removal of air conditioning unit with owner. Repair or replace missing lower sash in kind to match existing similar window units. Reglaze and paint per specifications.
109	Non-original vinyl window unit.	Existing vinyl unit to remain. Inspect for damage to glazing, sash, and frame and repair any damage noted or replace in kind as required. Clean entirety of opening following any repair work performed.
110	Non-original vinyl window unit.	Existing vinyl unit to remain. Inspect for damage to glazing, sash, and frame and repair any damage noted or replace in kind as required. Clean entirety of opening following any repair work performed.
111	Non-original vinyl window unit.	Existing vinyl unit to remain. Inspect for damage to glazing, sash, and frame and repair any damage noted or replace in kind as required. Clean entirety of opening following any repair work performed.
112	Existing sash requires repair. Broken glass pane.	Epoxy repair sash joints. Replace damaged pane with clear glass, reglaze, and paint per specifications.
113	Existing sash requires repair. Broken glass pane.	Epoxy repair bottom rail of sash. Replace damaged pane with clear glass, reglaze, and paint per specifications.
114	Existing bottom sash is missing.	Install new wood bottom sash to match existinging similar window units. Reglaze and paint per specifications.
115	Existing sash requires repair.	Epoxy repair check in sash stile. Reglaze and paint per specifications.
116	No frame or sash damage noted.	Install new hinges in kind. Reglaze and paint per specifications.
117	No frame or sash damage noted. Broken glass pane.	Replace damaged pane with clear glass, reglaze, and paint per specifications.
118	Existing sash requires repair.	Epoxy repair bottom rail of sash. Reglaze and paint per specifications.
119	Existing sash requires repair. Broken glass pane.	Epoxy repair bottom rail of sash. Replace damaged pane with clear glass, reglaze, and paint per specifications. Replace missing hinges in kind.
120	Existing bottom sash is missing.	Install new wood bottom sash to match existinging similar window units. Reglaze and paint per specifications.
121	No frame or sash damage noted.	Reglaze and paint per specifications.
122	No frame or sash damage noted.	Reglaze and paint per specifications.
123	Existing sash is missing.	Install new sash to match existing at similar windows. Glaze with clear glass and paint per specifications.
124	No frame or sash damage noted. Light fixture mounted to window. Broken glass panes.	Replace damaged panes with clear glass, reglaze, and paint per specifications. Remove existing flood light from window and remount upon face of stone wall as required. Run conduit through stone wall if possible, but if not run conduit through window sash and provide neat and weatherproof enclosure through sash penetration as required. Coordinate with owner as required. Epoxy repair frame or sash upon removal of fixture if / as required.
125	Existing sash requires repair. Broken glass pane.	Replace broken muntins with new muntins to match existing. Replace damaged pane with clear glass, reglaze, and paint per specifications.
126	Existing sash requires repair. Two broken glass panes.	Epoxy repair bottom sash rail. Replace damaged panes with clear glass, reglaze, and paint per specifications.
127	No frame or sash damage noted. Broken glass pane.	Replace missing stops, weights, and ropes to match existing similar window units. Replace damaged pane with clear glass, reglaze, and paint per specifications.

WINDOW REPAIR SCHEDULE

MARK	CONDITION	REPAIR SCOPE
128	Existing sash requires repair. Broken glass pane.	Replace bottom sash rail. Replace damaged pane with clear glass, reglaze, and paint per specifications.
129	No frame or sash damage noted.	Reglaze and paint per specifications.
130	No frame or sash damage noted. Broken glass pane.	Replace damaged pane with clear glass, reglaze, and paint per specifications.
131	Existing sash requires repair. Broken glass pane.	Replace missing or damaged muntins with new muntins to match existing. Replace damaged pane with clear glass, reglaze, and paint per specifications.
132	Existing sash requires repair. Broken glass pane.	Epoxy repair bottom sash rail. Replace damaged pane with clear glass, reglaze, and paint per specifications.
133	No frame or sash damage noted.	Reglaze and paint per specifications.
134	No frame or sash damage noted.	Reglaze and paint per specifications.
135	No frame or sash damage noted. Broken glass pane.	Replace damaged pane with clear glass, reglaze, and paint per specifications.
136	No frame or sash damage noted. Two broken glass panes.	Replace damaged panes with clear glass, reglaze, and paint per specifications.
137	Existing sash requires repair. Broken glass pane.	Epoxy repair bottom rail of sash. Replace damaged pane with clear glass, reglaze, and paint per specifications.
138	No frame or sash damage noted.	Reglaze and paint per specifications.
139	Existing sash requires repair. Broken glass pane.	Replace bottom rail of sash. Replace damaged pane with clear glass, reglaze, and paint per specifications.
140	Visual inspection not performed. Sash is missing with exhaust flue penetrating existing opening.	G.C. to carry cost to repair or provide new window unit to match existing similar units in kind. Exhaust flue to remain penetrating opening, coordinate with Owner as required. Provide neat and weatherproof enclosure at flue penetration through sash as required.
141	Visual inspection ot performed. Sash is missing and opening is boarded up.	G.C. to carry cost to repair or provide new window unit to match existing similar units in kind.
201	No frame or sash damage noted.	Reglaze and paint per specifications.
202	No frame or sash damage noted. Broken glass pane.	Replace damaged pane with clear glass, reglaze, and paint per specifications.
203	No frame or sash damage noted. Broken glass pane.	Replace damaged pane with clear glass, reglaze, and paint per specifications.
204	No frame or sash damage noted. Broken glass pane.	Replace ropes and weights. Replace damaged pane with clear glass, reglaze, and paint per specifications.
205	No frame or sash damage noted. Two broken glass panes.	Replace damaged panes with clear glass, reglaze, and paint per specifications.
206	No frame or sash damage noted. Two broken glass panes.	Reposition existing top sash as required. Replace stops with new to match original. Replace damaged panes with clear glass, reglaze, and paint per specifications.
207	Existing sash requires repair. Two broken glass panes.	Epoxy repair lower sash rail and stile or replace in kind with new to match original. Replace stops with new to match original. Replace damaged panes with clear glass, reglaze, and paint per specifications.
208	No frame or sash damage noted. Damage to interior sill. Broken glass pane.	Replace stops with new to match original. Replace interior sill in kind. Replace damaged pane with clear glass, reglaze, and paint per specifications.
209	Existing sash requires repair. Two broken glass panes.	Epoxy repair lower sash rail. Replace ropes and weights in kind. Replace damaged panes with clear glass, reglaze, and paint per specifications.
210	Existing bottom sash is missing.	Install new bottom sash to match existing at similar windows. Glaze with clear glass and paint per specifications. Replace stops with new to match original.
211	No frame or sash damage noted.	Replace existing ropes and weights. Reglaze and paint per specifications.
212	No frame or sash damage noted. Two broken glass panes.	Replace stops with new to match original. Replace ropes and weights in kind. Replace damaged panes with clear glass, reglaze, and paint per specifications.
213	No frame or sash damage noted. Broken glass pane.	Replace stops with new to match original. Replace ropes and weights in kind. Replace damaged pane with clear glass, reglaze, and paint per specifications.
214	No frame or sash damage noted. Broken glass pane.	Replace stops with new to match original. Replace ropes and weights in kind. Replace damaged pane with clear glass, reglaze, and paint per specifications.
215	No frame or sash damage noted. Broken glass pane.	Replace stops with new to match original. Replace ropes and weights in kind. Replace damaged pane with clear glass, reglaze, and paint per specifications.
216	Existing half round eyebrow style unit. Site of prior observed water infiltration issues.	Inspect existing condition and notify owner and Architect of any observed outstanding damage or water infiltration concerns not previously repaired and resolved. Epoxy repair any damage to sash and frame. Reglaze and paint per specifications. See area detail on detail sheet for additional information and coordination items with adjacent materials or finishes.
217	Visual Inspection not performed.	G.C. to carry costs to repair any observed damage to sash and frame, reglazing, and painting per specifications.
218	Visual Inspection not performed.	G.C. to carry costs to replace unit in kind in its entirety.

WINDOW REPAIR SCHEDULE GENERAL NOTES:

- ALL WINDOW SASH AND FRAMES SHALL BE PAINTED ON BOTH THE INTERIOR AND EXTERIOR PER SPECIFICATIONS.
- REPAIRS IDENTIFIED HAVE BEEN PROVIDED THROUGH LIMITED VISUAL OBSERVATION ONLY. ONCE THOROUGHLY INSPECTED UPON COMMENCEMENT OF REPAIR WORK ADDITIONAL REQUIRED REPAIRS MAY BE IDENTIFIED. IT IS THE INTENT OF THESE DOCUMENTS FOR ANY DISCOVERED ADDITIONAL INCIDENTAL REPAIR WORK TO BE INCLUDED IN THE BASE BID PRICE. ANY MAJOR DISCREPANCIES OR DEVIATIONS NOTED ARE TO BE BROUGHT TO THE ATTENTION OF THE OWNER AND ARCHITECT FOR DIRECTION AS REQUIRED.

BLOUNT • BENNETT
BBA
ARCHITECTS Ltd.
865 WATERMAN AVENUE UNIT B
EAST PROVIDENCE
RHODE ISLAND 02914
TEL: (401) 431-1922
www.bbaltd.com
Members AIA

PROJECT NO.	1752
DRAWN BY	JAM
CHECKED BY	GAB
DATE ISSUED	09-25-2018
REVISIONS	

© 2018
BLOUNT BENNETT ARCHITECTS LTD.

GEORGE A. BENNETT JR. No. 1100 REGISTERED ARCHITECT

PROJECT TITLE
STONE BARN ENVELOPE REPAIRS
COLT STATE PARK
ROUTE 114, BRISTOL, RHODE ISLAND 02809

DRAWING STATUS
ISSUED FOR CONSTRUCTION

DRAWING TITLE
WINDOW REPAIR SCHEDULE

SHEET NO.
AE800